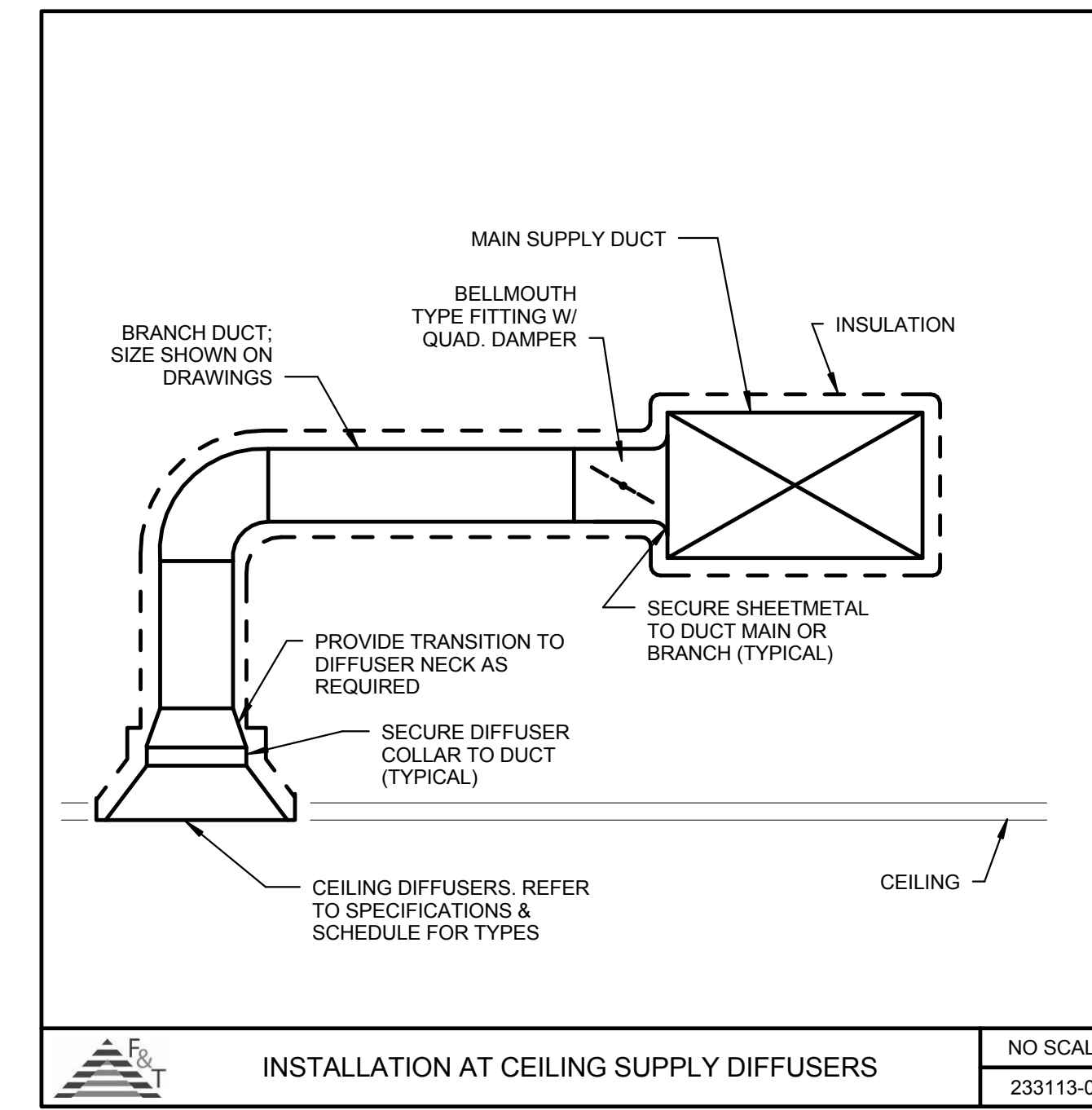
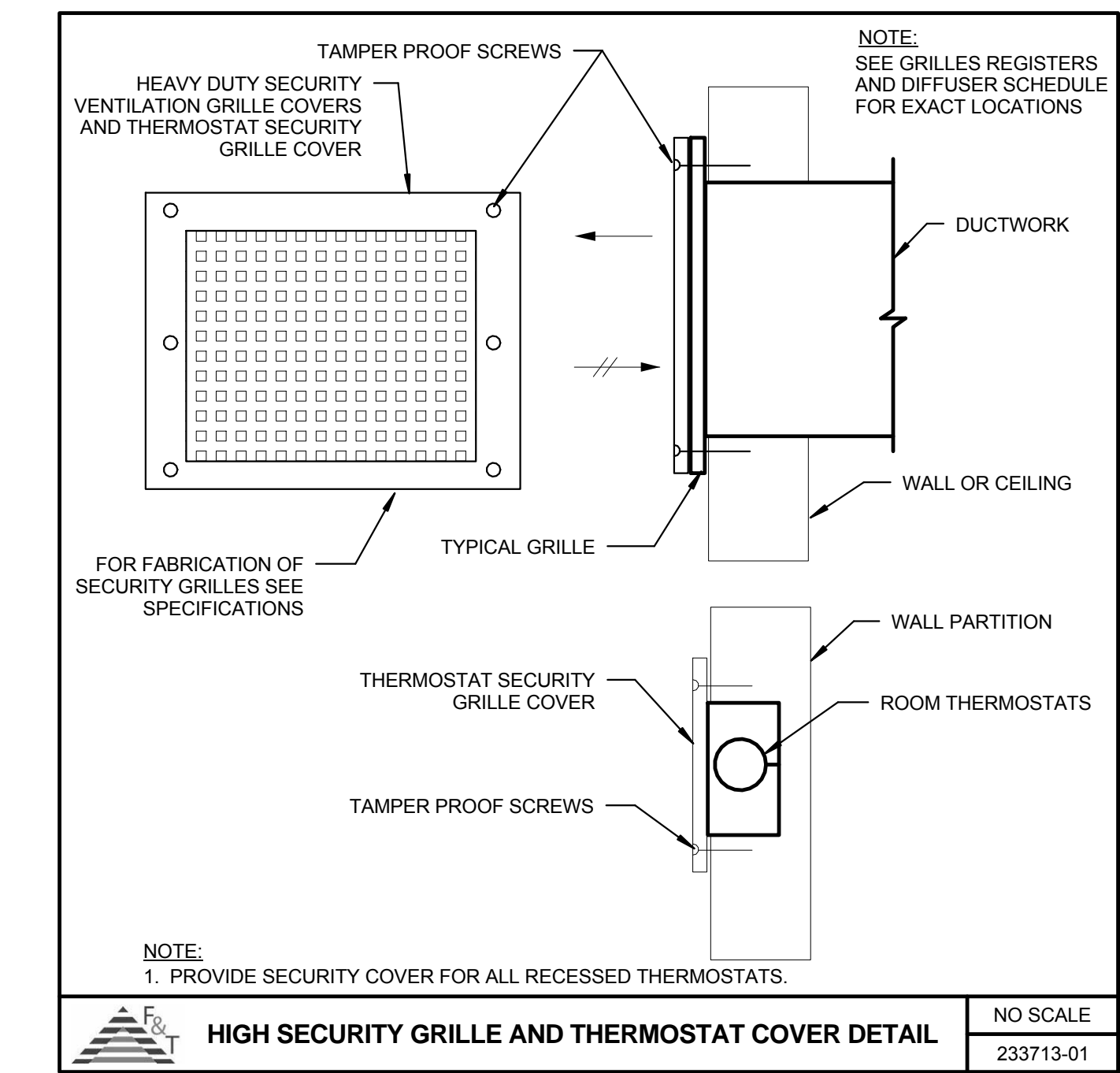


INSTALLATION AT CEILING RETURN/EXHAUST GRILLES NO SCALE
233113-02



INSTALLATION AT CEILING SUPPLY DIFFUSERS NO SCALE
233113-03




HIGH SECURITY GRILLE AND THERMOSTAT COVER DETAIL NO SCALE
233713-01

AIR TERMINAL SCHEDULE								
NOTES: 1. COORDINATE FINISH AND MOUNTING STYLE WITH ARCHITECTURAL DOCUMENTS. 2. REFER TO PLANS FOR NECK SIZES AND DISCHARGE PATTERNS. 3. PROVIDE WITH ANGLE FRAME MOUNTS PER MANUFACTURER'S RECOMMENDATIONS. 4. REFER TO PROJECT SPECIFICATIONS FOR ALL ADDITIONAL REQUIRED OPTIONS AND ACCESSORIES.								
TAG	TYPE	MOUNTING	FACE TYPE	MATERIAL	FINISH	REMARKS	BASIS OF DESIGN	
							MFR	MODEL
SD-A	SECURITY GRILLE	CEILING	5/32" PERFORATED	STEEL	NOTE 1	NOTES 2-4	ANEMOSTAT	RRMX
RG-A	SECURITY GRILLE	CEILING	5/32" PERFORATED	STEEL	NOTE 1	NOTES 2-4	ANEMOSTAT	RRMX
EG-A	SECURITY GRILLE	CEILING	5/32" PERFORATED	STEEL	NOTE 1	NOTES 2-4	ANEMOSTAT	RRMX

Seals

Consultant

DD Approval Signature _____ Date _____



Key Plan N.T.S.

Issued For Construction
Revision _____ Date _____ No _____

Portland, Maine

Psych Room Renovation

MorrisSwitzer Project Number 201451
Date 1/27/2017
Scale 12" = 1'-0"
Sheet Title and Number

MECHANICAL SCHEDULES

M3.0