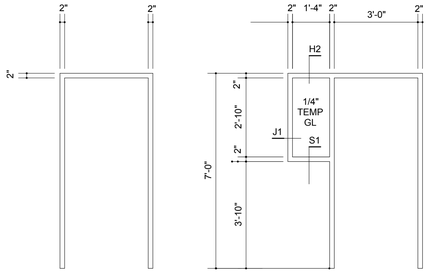

F1 F2

FRAME TYPES

3/8" = 1' - 0"

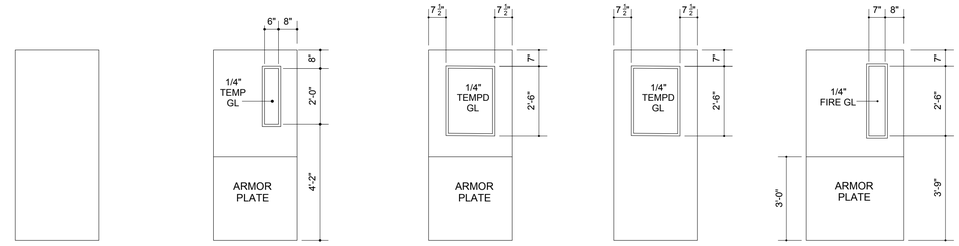

D1 D2 D3 D4 D5 STRUCT COMPOSITE LUMBER CORE

DOOR TYPES

3/8" = 1' - 0"

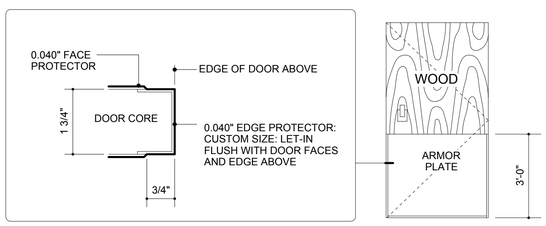

EDGE PLAN DETAIL FOR DOORS WITH ARMOR PLATE

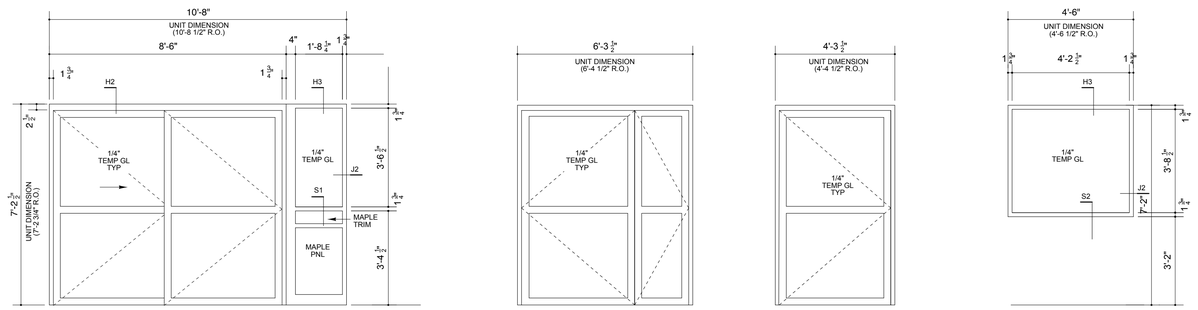

AL-1 TRACKLESS FULL BREAKOUT WITH FIXED ALUM STOREFRONT SIDELITE BASIS OF DESIGN: HORTON 310

AL-2 BASIS OF DESIGN: HORTON PROFILER ICU SMOKESWING

AL-3 BASIS OF DESIGN: HORTON ICU BI-SWING INCLUDE HOLD OPEN CLOSER

AL-4 FIXED ALUM STOREFRONT BASIS OF DESIGN: KAWNEER TRIFAB 400

ALUMINUM FRAMED SCU SLIDERS AND SWING DOORS TYPES

3/8" = 1' - 0"

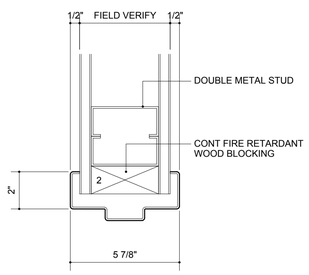

J 1 H 1 TYPICAL DOOR FRAME

3" = 1'-0"

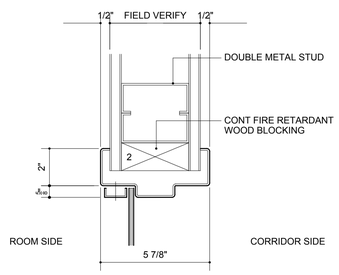

J 2 H 2 TYPICAL BORROWED LITE FRAME

3" = 1'-0"

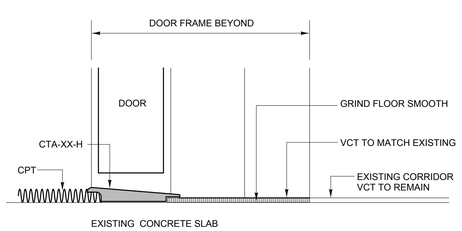

T 1

6" = 1'-0"

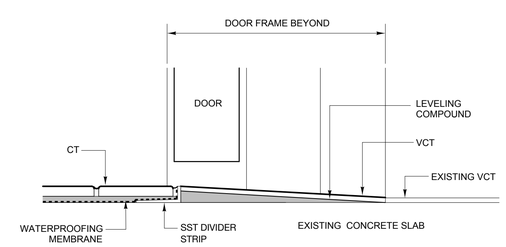

T 2

6" = 1'-0"

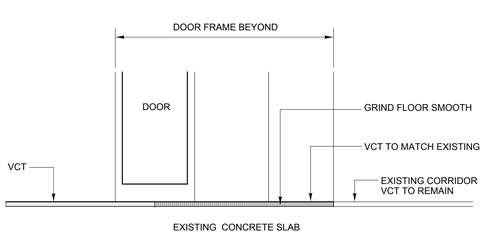

T 3

6" = 1'-0"

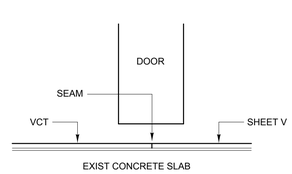

T 4

6" = 1'-0"

DOOR AND FRAME SCHEDULE

				Door			Frame					Hardware																
	Door No.	Size	Thickness	Material	Finish	Type	Material	Finish	Type	Head	Jamb	Hinges	Automatic Opener	Electric Hinge	Electric Lockset	Lever Trim Lockset	Lever Trim Privacy Set	Exit Device / Lever Trim	ADA Closer	Armor Plate Each Side	Recessed Edge Guards	Stop	Pushbutton Lockset	Kickplate	Breakout Pivot Set	Radiused Edges + Light Seals	Threshold	Label	Remarks
IMC UNIT	6145.1	PR 3' 6" x 7' 0"	1 3/4"	MAPLE	NAT	D2	HM	PTD				P	P					P		P	P	P					-	20 MIN	AUTOMATIC DOORS
IMC UNIT	6145.2	3' 0" x 6' 10"	1 3/4"	EX HM	PTD	-	EX HM	PTD	-	-	-																-	-	
IMC UNIT	6147.1	3' 0" x 7' 0"	1 3/4"	MAPLE	NAT	D3	HM	PTD				P		SC	SC				P	P	P	P					-	-	CARD ACCESS DOOR
IMC UNIT	6149.1	3' 0" x 7' 0"	1 3/4"	MAPLE	NAT	D3	HM	PTD				P				P				P	P	P					-	-	
IMC UNIT																													
IMC UNIT	ALUMINUM FRAMED SCU SLIDERS AND SWING DOORS																												
IMC UNIT	AL-1	8'-6" x 7' 0"	1 3/4"	ALUM	-	-	ALUM	-	-																		T4	-	
IMC UNIT	AL-2	6'-0" x 7' 0"	1 3/4"	ALUM	-	-	ALUM	-	-																		T4	-	
IMC UNIT	AL-3	4'-0" x 7' 0"	1 3/4"	ALUM	-	-	ALUM	-	-																		T4	-	
IMC UNIT	AL-4	4'-6" x 4' 0"	-	ALUM	-	-	ALUM	-	-																		T4	-	
SIXTH FLOOR	611.1	4' 0" x 6' 10"	1 3/4"	EX OAK	RFN	-	EX HM	PTD	-	-	-																-	-	
SIXTH FLOOR	6103.1	3' 0" x 7' 0"	1 3/4"	OAK	NAT	D2	HM	PTD				P				P						P					T1	-	
SIXTH FLOOR	6104.1	3' 0" x 7' 0"	1 3/4"	OAK	NAT	D2	HM	PTD				P				P						P					T1	-	
SIXTH FLOOR	6107.1	3' 0" x 7' 0"	1 3/4"	OAK	NAT	D1	HM	PTD									P					P		P	P	P	T2	-	
SIXTH FLOOR	6108.1	3' 0" x 7' 0"	1 3/4"	OAK	NAT	D4	HM	PTD				P				P						P					T3	-	
SIXTH FLOOR	6109.1	3' 6" x 6' 10"	1 3/4"	OAK	NAT	D5	HM	PTD				P							P	P	P	P	P				T3	45 MIN	
SIXTH FLOOR	6111.1	3' 6" x 6' 10"	1 3/4"	OAK	NAT	D5	HM	PTD				P							P	P	P	P	P				T3	-	
SIXTH FLOOR	6114.1	3' 0" x 7' 0"	1 3/4"	EX OAK	RFN	-	EX HM	PTD	-	-	-																-	-	
SIXTH FLOOR	6119.1	3' 0" x 7' 0"	1 3/4"	OAK	NAT	-	HM	PTD				P							P			P	P	P			T3	-	BY ALTERNATE #2
SIXTH FLOOR	6119.2	3' 0" x 6' 10"	1 3/4"	EX OAK	RFN	-	EX HM	PTD																			-	-	BY ALTERNATE #2
SIXTH FLOOR	6119.3	3' 0" x 6' 10"	1 3/4"	EX OAK	RFN	-	EX HM	PTD																			-	-	BY ALTERNATE #2
SIXTH FLOOR	6157.1	3' 0" x 6' 10"	1 3/4"	EX OAK	RFN	-	EX HM	PTD																			T1	-	

LEGEND

EX	EXISTING ITEM
P	FURNISH AND INSTALL HARDWARE ITEM
SC	FURNISHED AND INSTALLED BY SECURITY SYSTEM CONTRACTOR
RFN	REFINSH - SAND SMOOTH AND (2) COATS WATER BASED POLYURETHANE

Winton Scott Architects
5 Milk Street
Portland, Maine 04101
207 774 4811
www.wintonscott.com

Architecture / Planning
Preservation Architecture
Interior Architecture

Allied Engineering
160 Veranda Street
Portland, Maine 04103
207 221 2260
www.allied-eng.com

Mechanical and Electrical Engineering

Maine Medical Center
Portland, Maine

R6 Intermediate Care Unit

Richards Wing
Sixth Floor

PERMIT SET
NOT FOR CONSTRUCTION

APRIL 3, 2015

Door and Frame Schedule

Scale: As Shown

A 601