

REFLECTED CEILING NOTES

1. ALIGN CEILING ITEMS AS SHOWN, WITH COMMON CENTERLINES, TYPICALLY. CENTER ITEMS IN CEILINGS, OR IN AREAS UNLESS INDICATED OTHERWISE.
2. MATCH EXISTING CEILING HEIGHTS.
3. EXCEPT WHERE INDICATED, CENTER CEILING GRIDS IN ROOMS. USE HALF TILES OR GREATER @ PERIMETERS AS POSSIBLE.
4. PROVIDE ACCESS PANELS AS REQUIRED IN GWB CEILINGS FOR ACCESS TO MECHANICAL VALVES/ CONTROLS. REFERENCE MECHANICAL.

KEYED NOTES:


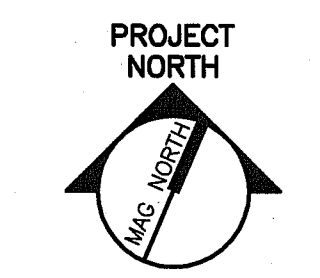

- 1 EXISTING ACT CEILING TO BE REMOVED AND REINSTALLED FOLLOWING MECHANICAL WORK. REPAIR AND/OR REPLACE ANY GRID OR TILES AS NECESSARY.
- 2 MODIFY EXISTING ACT CEILING AS REQUIRED TO ACCOMMODATE PROPOSED WALL LAYOUT.
- 3 BOTTOM OF SOFFIT 2" BELOW LOWEST ADJACENT CEILING.
- 4 CEILING MOUNTED PATIENT LIFT SYSTEM
- 5 CEILING MOUNTED CURTAIN TRACK AND CURTAIN
- 6 EXISTING CEILING TO REMAIN.
- 7 CEILING MOUNTED MED GAS/ POWER BOOM, OWNER PROVIDED, MODEL AND MANUFACTURE TO BE DETERMINED. CONTRACTOR TO PROVIDE ALLOWANCE FOR STRUCTURE AND UTILITY CONNECTIONS.
- 8 PROVIDE BATT INSULATION ABOVE EXISTING CEILING TILE, THIS ROOM ONLY

SYMBOL LEGEND

- 2x2 SUSPENDED CEILING PANEL AND GRID ASSEMBLY.
- 2x4 SUSPENDED CEILING PANEL AND GRID ASSEMBLY.
- GWB CEILING.
- 2x4 LAY-IN LIGHT FIXTURE.
- 1x4 PENDANT LIGHT FIXTURE.
- DOWN LIGHT.
- CEILING MOUNTED EXIT LIGHT.
- RETURN AIR GRILLE.
- SUPPLY AIR GRILLE.
- EXHAUST AIR GRILLE.

144 Fore Street/P.O. Box 610
 Portland, Maine 04104
 tel. (207) 772-3846
 fax. (207) 772-1070
 www.smartinc.com

ARCHITECTURE
 ENGINEERING
 PLANNING
 INTERIOR DESIGN
 COMMISSIONING



MAINE MEDICAL CENTER
 ED CT FIT-UP AND READING RENOVATIONS
 PORTLAND, MAINE

ISSUED FOR PERMITTING
 1-12-15

REV	DATE	DESCRIPTION

GRAPHIC SCALE:

SCALE: 1/4"=1'-0"
 PROJECT MANAGER: DJV
 JC/DRAWN BY: MDR
 A/E OF RECORD: DJV
 CAD FILE: AE111-14150
 PROJECT NO: 14150
 DATE: 1-12-15

SHEET TITLE:
REFLECTED CEILING PLAN

SHEET No.
AE111
 © COPYRIGHT 2015 SMART INC.

A1 REFLECTED CEILING PLAN
 1/4"=1'-0"