

F1 DEMOLITION PLAN

1/4"=1'-0" *

NOTE:


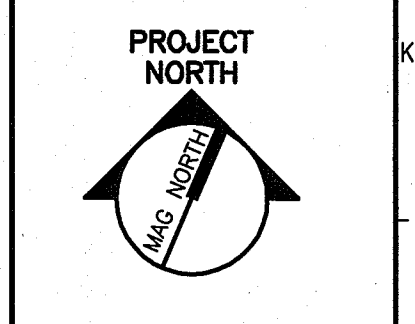

- SEE SHEET E-001 FOR LEGEND AND GENERAL NOTES.

KEYED NOTES:

- EXISTING FIRE ALARM NOTIFICATION DEVICES, SMOKE DETECTORS AND PULL STATION TO BE RELOCATED AS INDICATED ON SYSTEMS PLAN ON DRAWING E-102. EXTEND EXISTING WIRING AS REQUIRED TO ACCOMMODATE NEW DEVICE LOCATION.
- REMOVE EXISTING RECEPTACLE AND EXTEND BRANCH CIRCUIT TO NEW RECEPTACLE SHOWN E-101.
- REMOVE ALL CONDUIT AND WIRING CURRENTLY FEEDING PHILIPS EQUIPMENT.
- EXISTING LIGHT SWITCH AND LIGHTS TO BE RELOCATED TO NEW LOCATIONS SHOWN ON LIGHTING PLAN ON DRAWING E-102. EXTEND EXISTING WIRING AS REQUIRED TO ACCOMMODATE NEW SWITCH AND LIGHT LOCATIONS.

144 Fore Street/P.O. Box 618
Portland, Maine 04104
Tel: (207) 772-3846
Fax: (207) 772-1070
www.smrtinc.com

ARCHITECTURE
ENGINEERING
PLANNING
INTERIOR DESIGN
COMMISSIONING



**MAINE MEDICAL CENTER
NUCLEAR MEDICINE RENOVATIONS - PHASE 2**
PORTLAND, MAINE

**ISSUED FOR CONSTRUCTION
10-10-14**

CURRENT ISSUE STATUS:

REV	DESCRIPTION	DATE
0	ISSUED FOR CONSTRUCTION	10-10-14

GRAPHIC SCALE:
0' 1'

SCALE: 1/4"=1'-0"
PROJECT MANAGER: DJV
JC/DRAWN BY: CDS
A/E OF RECORD: DJT
CAD FILE: ED101-13128
PROJECT NO: 14113
DATE: 10-10-14
SHEET TITLE:

**ELECTRICAL
DEMOLITION
PLAN**

SHEET No. **ED101**
© COPYRIGHT 2013 SMRT INC.