
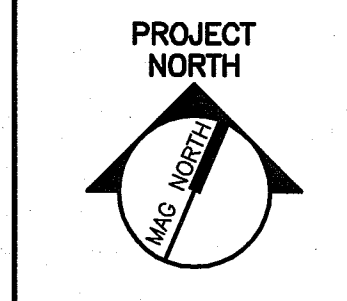



NOTE:
 1. SEE SHEET E-001 FOR LEGEND AND GENERAL NOTES.

KEYED NOTES:
 ① IN EXISTING PANELBOARDS LPBAC AND LPBAC1 REMOVE AN EXISTING 30 AMP, TWO POLE CIRCUIT BREAKER AND FURNISH & INSTALL TWO NEW 20 AMP, SINGLE POLE CIRCUIT BREAKERS IN EACH PANELBOARD. TWO POLE BREAKERS BECOME SPARE AFTER DEMOLITION OF EQUIPMENT IN CAMERA ROOMS #1 AND #3.

144 Fore Street/P.O. Box 616
 Portland, Maine 04104
 tel. (207) 772-3846
 fax. (207) 772-1070
 www.smrtd.com

ARCHITECTURE
 ENGINEERING
 PLANNING
 INTERIOR DESIGN
 COMMISSIONING



MAINE MEDICAL CENTER
 NUCLEAR MEDICINE RENOVATIONS - PHASE 2
 PORTLAND, MAINE

ISSUED FOR CONSTRUCTION
 10-10-14

REV	DESCRIPTION	DATE
0	ISSUED FOR CONSTRUCTION	10-10-14

GRAPHIC SCALE:
 0" 1"
 SCALE: 1/8"=1'-0"
 PROJECT MANAGER: DJV
 JC/DRAWN BY: CDS
 A/E OF RECORD: DJT
 CAD FILE: E-100-14113
 PROJECT NO: 14113
 DATE: 10-10-14

SHEET TITLE:
OVERALL PLAN

SHEET No.
E-100
 © COPYRIGHT 2013 SMRT INC.

A1 FLOOR PLAN
 1/8"=1'-0"