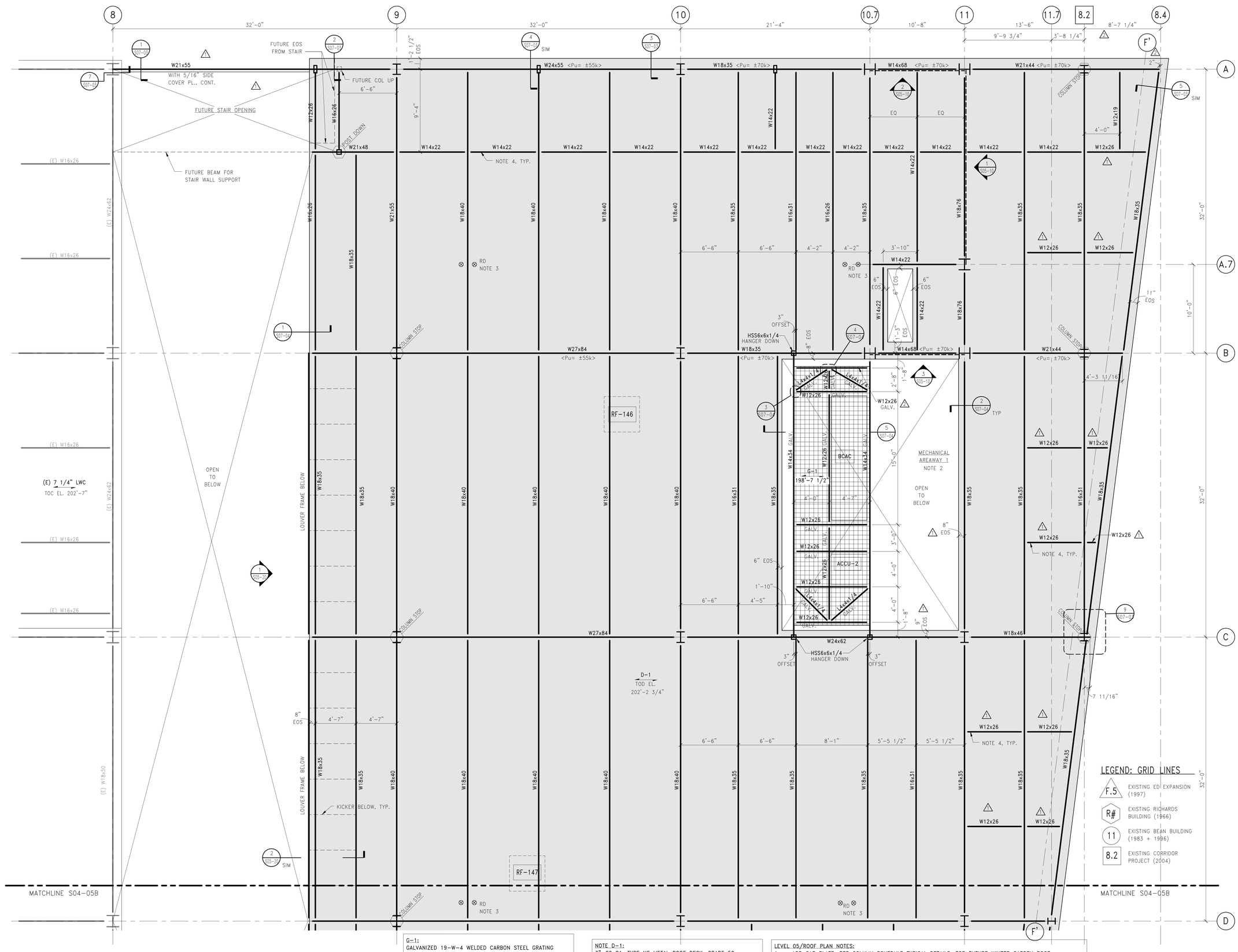

LEGEND: GRID LINES

- F.5 — EXISTING EDI EXPANSION (1997)
- R# — EXISTING RICHARDS BUILDING (1966)
- 11 — EXISTING BEAN BUILDING (1983 + 1996)
- 8.2 — EXISTING CORRIDOR PROJECT (2004)

G-1:
GALVANIZED 19-W-4 WELDED CARBON STEEL GRATING WITH 1 3/4"x1/4" BEARING BARS AT 1 3/16" OC. SEE PLAN FOR TOP OF GRATING ELEVATION. TOP OF STEEL ELEVATION IS 1 3/4" BELOW TOP OF GRATING. CONNECTIONS TO BASE STEEL SHALL BE REMOVEABLE FLUSH MOUNTED FASTENERS. ALL BASE STEEL AND CONNECTIONS UNDER GRATING SHALL BE HOT DIP GALVANIZED.

NOTE D-1:
3"-20 GA. TYPE NS METAL ROOF DECK, GRADE 50, GALVANIZED. TOP OF STEEL ELEVATION IS 3" BELOW TOP OF DECK UON. TOP OF STEEL ELEVATION SET TO MATCH ADJACENT EXISTING CONSTRUCTION, UON.

LEVEL 05/ROOF PLAN NOTES:
1. ADD CAP PLATE, PER COLUMN SCHEDULE TYPICAL DETAILS, FOR FUTURE WINTER GARDEN ROOF FRAMING ON SLIDE BEARING CONNECTION FROM SOUTH SIDE OF GRID F SEPARATION JOINT.
2. SEE SCHEDULE ON MEZZANINE LEVEL FOR EQUIPMENT INFO.
3. SEE TYPICAL DETAILS FOR FRAMING AT ROOF DRAINS AND VENT OPENINGS. MAXIMUM EQUIPMENT WEIGHT = 600 LBS AT OPENING.
4. ADDED ROOF STEEL FOR SAFETY TIEOFF'S AND WINDOW WASHING DAVITS. COORDINATE FINAL LOCATIONS WITH ARCH. DRAWINGS AND APPROVED MANUFACTURER SUBMITTALS.
5. STRENGTHEN (E) BEAM, FULL LENGTH PER TYPICAL STRENTHENING DETAILS, PRIOR TO CONNECTING NEW BEAM TO (E) BEAM.

LEVEL 05 ROOF FRAMING PLAN – SECTOR C

1/4" = 1'-0"

PERKINS + WILL

225 Franklin St., Suite 1100
Boston, MA 02110
t 617.478.0300
f 617.478.0321
www.perkinswill.com

Maine Medical Center
MaineHealth

Bean 2 Roof Addition

22 Bramhall Street, Portland, Maine 04102

MEP ENGINEER
AKF ENGINEERS
41 Farnsworth Street, 3rd Floor
Boston, MA 02210
t 617.737.1111
f 617.737.4311

STRUCTURAL ENGINEER
SIMPSON GUMPERTZ & HEGER
41 Seyon Street, Building 1, Suite 500
Waltham, MA 02453
t 781.907.9000
SGH Project No. 100439.09

MEDICAL EQUIPMENT PLANNERS
RTKL ASSOCIATES INC.
1717 PACIFIC AVENUE
DALLAS, TX 75201
t 214.468.7600
f 214.468.7601

COST ESTIMATOR
DG JONES & PARTNERS
3 Baldwin Green Common, Suite 202
Woburn, MA 01801
t 781.932.3131
f 781.932.3199

CONSTRUCTION DOCUMENTS
06.14.2013

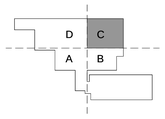



Revisions

NO	ISSUE	DATE
	ISSUED FOR PERMIT	02/07/14
2	ADDENDUM #3	01/17/14
1	ADDENDUM #1	06/14/13

Sheet Information

Date	12 APRIL 2013
Job #	C140135461(MMC)/152168.000
Drawn	BMT/SWW
Checked	MJB
Approved	JHT

Title

LEVEL 05 ROOF FRAMNG PLAN - SECTOR C

Sheet

S04-05C

Copyright © 2011 Perkins+Will

2/7/2014 3:43:15 PM
I:\BOS\Projects\2010\100439.09-BDSED\drawings\Working_Set_Revit\LOCAL USERS\MJBolds\cMMC_BEAN2_NEW_STRUC_MJBolds.rvt