

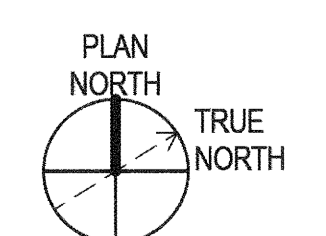
**A1** LEVEL 4.5 MECHANICAL MEZZ OVERALL RCP  
1/8" = 1'-0"

**REFLECTED CEILING PLAN LEGEND**


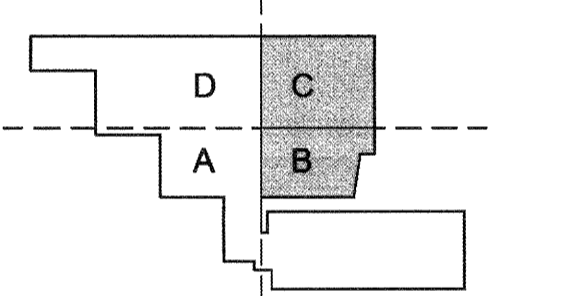
- L1 LINEAR SURFACE MOUNTED T8, SMALL PROFILE
  - L2 LINEAR RECESSED T8 DOWNLIGHT, 4" APERTURE, DIMMING BALLAST
  - L3 LINEAR SURFACE MOUNTED T8, SMALL PROFILE
  - L4 LINEAR SURFACE MOUNTED T8, 2' X 2' PROFILE
  - L5 LINEAR SURFACE MOUNTED T8, 4" APERTURE
  - L6 LINEAR SURFACE MOUNTED T8, SMALL PROFILE
  - L7 LINEAR SURFACE MOUNTED T8, 2' X 2' PROFILE
  - L8 LINEAR SURFACE MOUNTED T8, COVE, ASYMMETRIC OPTICS
  - L9 LINEAR SURFACE MOUNTED T8, 2' X 2' HOUSING
  - L10 LINEAR SURFACE MOUNTED T8, 2' X 2' PROFILE
  - L11 LINEAR SURFACE MOUNTED T8, 2' X 2' PROFILE
  - L12 LINEAR SURFACE MOUNTED T8, 2' X 2' PROFILE
  - L13 LINEAR SURFACE MOUNTED T8, UNDER-CABINET TASK LIGHT
  - L14 LINEAR SURFACE MOUNTED WARM LED, 1.5' X 2'
- 
- P2 PENDANT, 4" DIA., CABLE SUSPENDED
  - R1 RECESSED CEILING LED OPEN DOWNLIGHT
  - R2 RECESSED CEILING LED OPEN DOWNLIGHT
  - R3 RECESSED CEILING LED OPEN DOWNLIGHT
  - R4 RECESSED CEILING LED OPEN DOWNLIGHT, DIMMABLE
  - R5 RECESSED CEILING LED OPEN DOWNLIGHT, DIMMABLE, 4" SQUARE
  - R6 RECESSED CEILING LED OPEN DOWNLIGHT, DIMMABLE, 4" SQUARE
  - R7 RECESSED CEILING T 8 X 1' FLOURESCENT
  - R8 RECESSED CEILING T 8 X 2' FLOURESCENT
  - R9 SEMI-RECESSED CEILING FLOURESCENT T 8, 1.5' X 4"
  - R10 RECESSED CEILING FLOURESCENT T8, 40', ASYMMETRIC, ANTI-MICROBIAL
  - R11 RECESSED CEILING FLOURESCENT T8, ANTI-MICROBIAL
  - R12 RECESSED CEILING FLOURESCENT 2 X 2, ANTI-MICROBIAL
  - R13 RECESSED CEILING FLOURESCENT 2 X 2
  - R14A RECESSED CEILING FLOURESCENT T8, 40', ASYMMETRIC
  - R14B RECESSED CEILING FLOURESCENT T8, 40', ASYMMETRIC
  - R15 RECESSED CEILING LED, 3" SQUARE
  - R16 RECESSED CEILING LED, 3" ROUND
  - R17 RECESSED CEILING LED, 2.5" ROUND
- 
- S1 STEM MOUNTED LINEAR T8 2' DIA.
  - S2 FLOOR MOUNTED LED
  - W2 WALL SURFACE MOUNTED LINEAR T8 FLOURESCENT UPLIGHT
  - W3 WALL SURFACE MOUNTED, FROSTED LENS DOWNLIGHT
  - W4 WALL SURFACE MOUNTED, FROSTED LENS UP & DOWNLIGHT
  - WC CEILING SURFACE MOUNTED, FROSTED LENS
  - W4 LINEAR SURFACE MOUNTED, DUAL SIDELIGHT LENS
- 
- ACT-1 2x2 SUSPENDED ACOUSTICAL CEILING
  - ACT-2 2x2 SUSPENDED ACOUSTICAL CEILING, WASHABLE, CLIP DOWN
  - ACT-3 2x4 SUSPENDED ACOUSTICAL CEILING
  - ACT-4 2x4 SUSPENDED ACOUSTICAL CEILING, WASHABLE, CLIP DOWN
- 
- GNB CEILING
  - EXPANSION JOINT
  - ACCESS PANEL
  - ANESTHESIOLOGY PANEL
  - SERVICE PANEL
  - RADIANT PANEL
  - 2x2 SUPPLY
  - 2x4 SUPPLY
  - 6x4" SUPPLY
  - 2x2 RETURN
  - 2x4 RETURN
  - 6x4" RETURN
- 
- FIRE ALARM SPEAKER
  - SMOKE DETECTOR
  - SPRINKLER
  - EXIT SIGN
  - NURSE CALLCODE BLUE - CEILING
  - NURSE CALLCODE BLUE - WALL
  - SECURITY CAMERA (M/C)
  - FIRE SHUTTER
  - BOOM
  - OCCUPANCY SENSOR
  - PUBLIC ADDRESS SPEAKER
  - NURSE CALL LAMP
  - PHOTO CELL
  - WIRELESS OUTLET
  - CUBICLE PRIVACY CURTAIN TRACK
  - IN TRACK
  - MECHO SHADE

**RCP GENERAL NOTES**

1. SEE ELEVATIONS FOR LOCATION OF LED LIGHTING AT RECEPTION AND COMMUNICATION STATION DESKS.
2. SEE TYPICAL MOUNTING HEIGHT FOR MOUNTING HEIGHT OF WALL SCONES.
3. COORDINATE TEES AND HANGER LOCATIONS WITH LINEAR DIFFUSER/GRIFFLE SIZES.
4. SPRINKLER HEAD AND COVER TO BE CUSTOM COLORED BY MANUFACTURER TO MATCH HALL CEILING FINISH - COLOR TO BE DETERMINED BY ARCHITECT.
5. DIFFUSER GRIFFLE TO BE CUSTOM COLORED TO MATCH ADJACENT CEILING FINISH. COLOR TO BE DETERMINED BY ARCHITECT.
6. UNLESS OTHERWISE NOTED, CENTER ALL SUSPENDED CEILING GRIDS WITHIN ROOM.
7. CENTER ALL LIGHT FIXTURES, SPRINKLER HEADS, ETC. IN CEILING TILE UNLESS OTHERWISE NOTED.
8. SEE ENGINEERING DRAWINGS FOR ADDITIONAL INFORMATION, I.E. LIGHT FIXTURES, DIFFUSERS AND OTHER CEILING MOUNTED DEVICES.
9. COORDINATE CEILING MOUNTED EQUIPMENT FINAL LAYOUT WITH OWNER AND VENDOR INSTALLATION DRAWINGS.
10. PROVIDE UNDER-CABINET LIGHT AT ALL LOCATIONS WITH UPPER CABINETS.
11. PROVIDE LENSED FLOURESCENT STRIP LIGHTING AS REQUIRED WITHIN LEVEL 4 PENTHOUSE - REFER TO ELECTRICAL.



**CONSTRUCTION DOCUMENTS**



**Revisions**

|                   |            |
|-------------------|------------|
| Issued for Permit | 02/07/2014 |
| 1 Addendum #3     | 01/17/2014 |
| NO                | DATE       |
| ISSUE             | DATE       |

**Sheet Information**  
SEPTEMBER 10, 2013  
Job # C140135461 (MIMC) 152168.000  
Drawn TH  
Checked DG  
Approved Approver

**LEVEL 04.5 MECHANICAL MEZZ OVERALL RCP**