
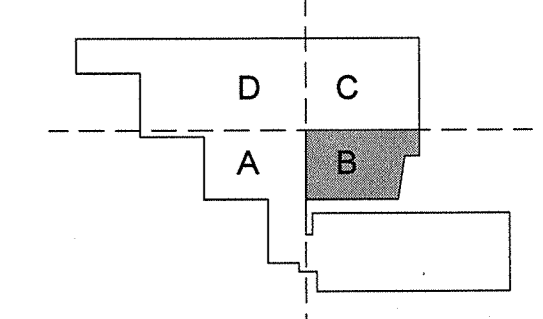


**CONSTRUCTION
DOCUMENTS**



Revisions

2	Issued for Permit	02-07-14
1	Addendum #3	01-17-14
NO	ISSUE	DATE

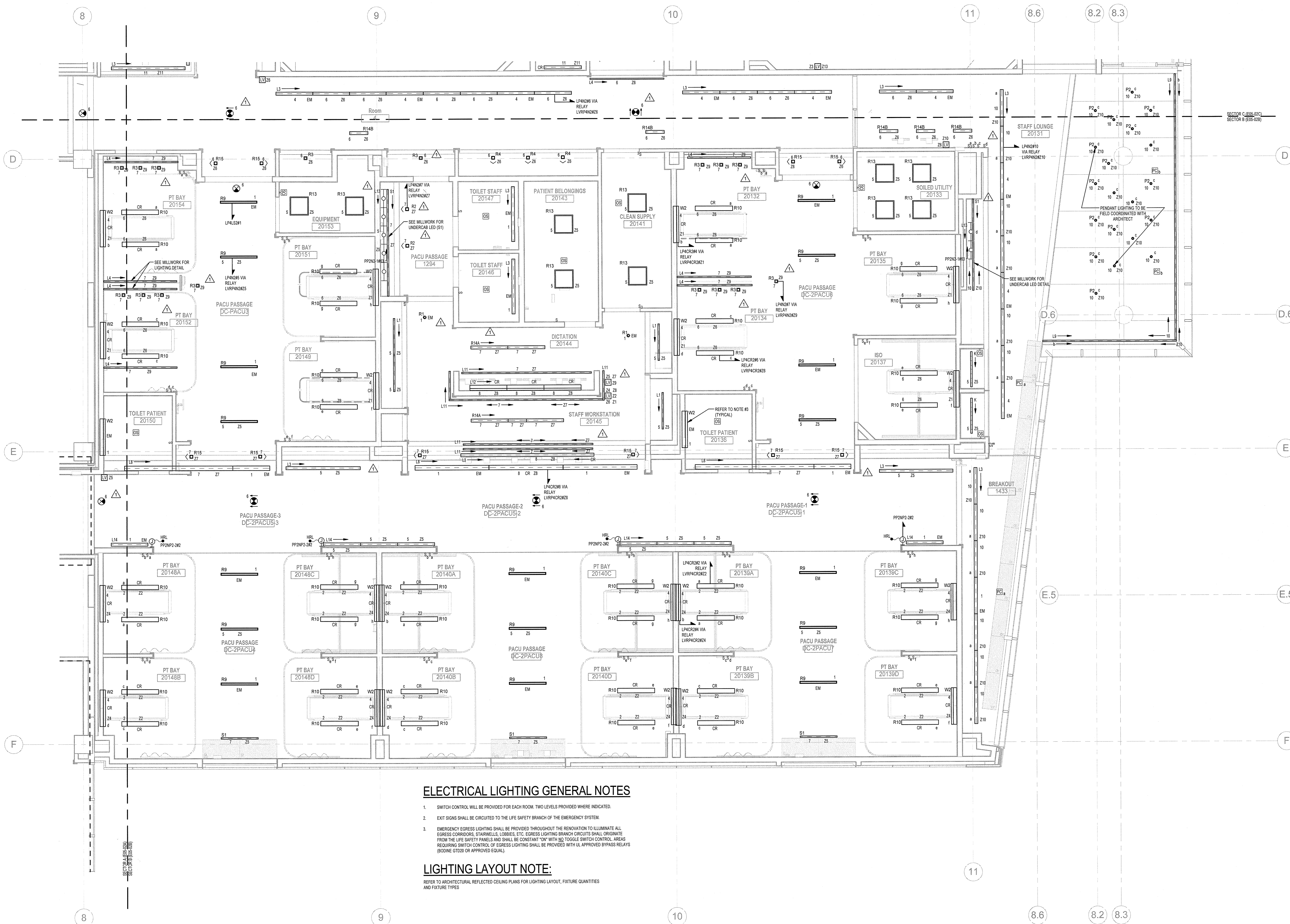
Sheet Information

Date	JUNE 14, 2013	
Job #	C140135481(MMC)152168.000	
Drawn	GN	
Checked	RAC	
Approved	RAC	

**ELECTRICAL
LEVEL 02
LIGHTING PLAN -
SECTOR B**

Sheet

E05-02B



ELECTRICAL LIGHTING GENERAL NOTES

1. SWITCH CONTROL WILL BE PROVIDED FOR EACH ROOM. TWO LEVELS PROVIDED WHERE INDICATED.
2. EXIT SIGNS SHALL BE CIRCUITED TO THE LIFE SAFETY BRANCH OF THE EMERGENCY SYSTEM.
3. EMERGENCY EGRESS LIGHTING SHALL BE PROVIDED THROUGHOUT THE RENOVATION TO ILLUMINATE ALL EGRESS CORRIDORS, STAIRWELLS, LOBBIES, ETC. EGRESS LIGHTING BRANCH CIRCUITS SHALL ORIGINATE FROM THE LIFE SAFETY PANELS AND SHALL BE CONSTANT "ON" WITH NO TOGGLE SWITCH CONTROL. AREAS REQUIRING SWITCH CONTROL OF EGRESS LIGHTING SHALL BE PROVIDED WITH UL APPROVED BYPASS RELAYS (BOBINE GTD20 OR APPROVED EQUAL).

LIGHTING LAYOUT NOTE:

REFER TO ARCHITECTURAL REFLECTED CEILING PLANS FOR LIGHTING LAYOUT, FIXTURE QUANTITIES AND FIXTURE TYPES.

