
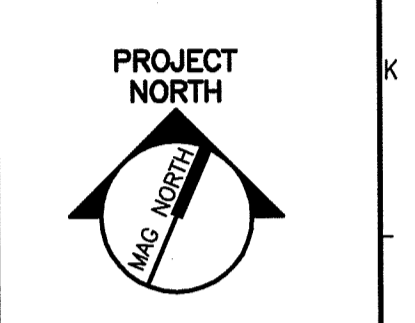


144 Fore Street, P.O. Box 618
 Portland, Maine 04104
 Tel: (207) 772-3846
 Fax: (207) 772-1070
 www.smarthc.com

ARCHITECTURE
 ENGINEERING
 PLANNING
 INTERIOR DESIGN
 COMMISSIONING

SMART



ISSUED FOR CONSTRUCTION
 3-13-14

MAINE MEDICAL CENTER
 NUCLEAR MEDICINE RENOVATIONS
 PORTLAND, MAINE

ISSUED FOR CONSTRUCTION	DATE
0	3-13-14

GRAPHIC SCALE: 0" 1"

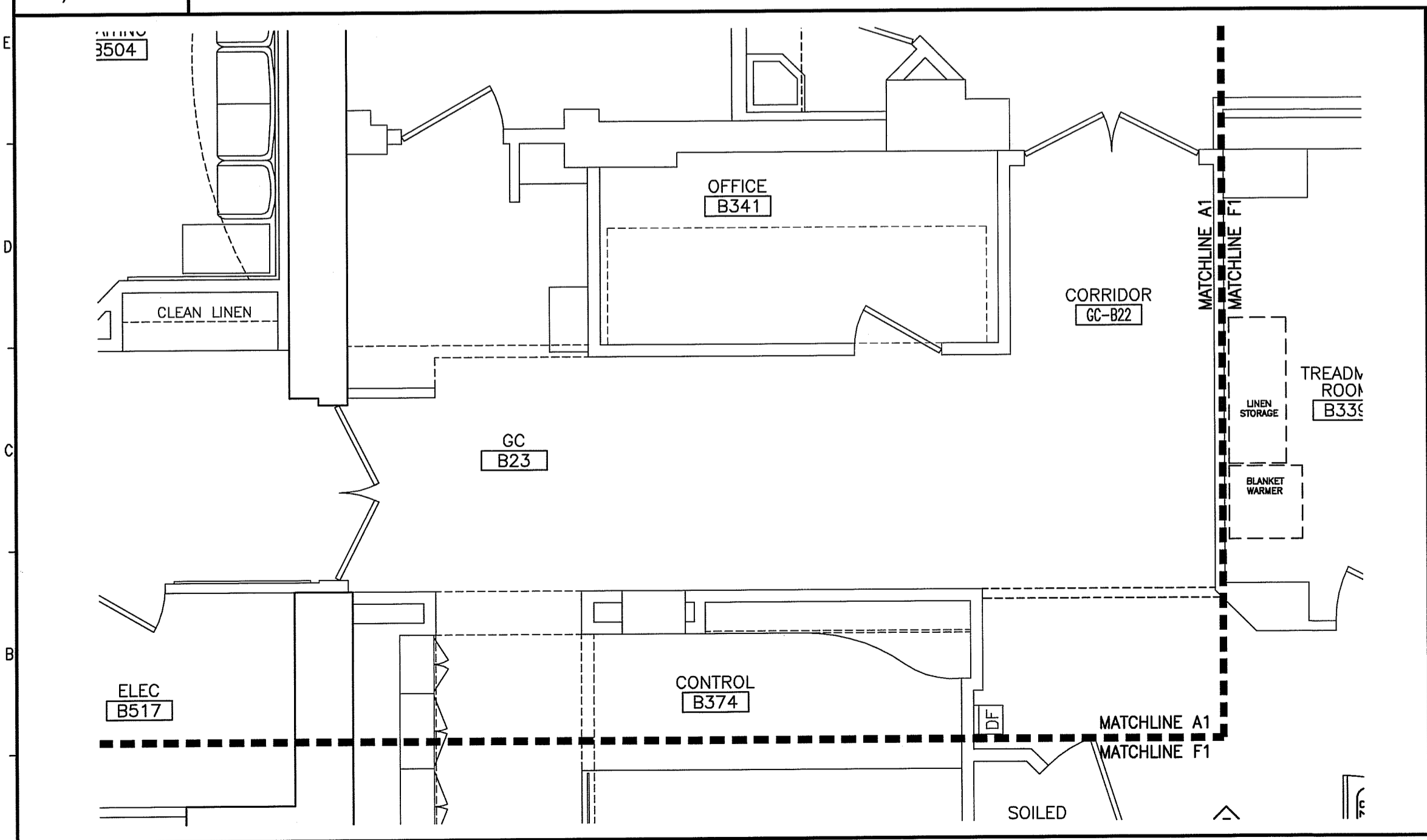
SCALE: 1/4"=1'-0"

PROJECT MANAGER: DJV
 JC/DRAWN BY: MDR
 A/E OF RECORD: DJV
 CAD FILE: AE101-13128
 PROJECT NO: 13128
 DATE: 3-13-14

SHEET TITLE:
FLOOR PLAN

SHEET No.
AE101
 © COPYRIGHT 2013 SMART INC.

F1 FLOOR PLAN
 1/4"=1'-0"



A1 FLOOR PLAN
 1/4"=1'-0"

ACCESSORY SCHEDULE

TAG	DESCRIPTION	
(A)	SOAP DISPENSER	C/C
(B)	PAPER TOWEL DISPENSER	C/C
(C)	MIRROR 18" X 30"	C/C
(D)	TOILET TISSUE DISPENSER	C/C
(E)	DOUBLE ROBE/COAT HOOK (MOUNTED ON WALL)	C/C
(F)	LOCKERS - 6 TIERED	O/O
(G)	WALL MOUNTED MONITOR	C/C
(K)	WALL SHELVES, SEE DETAILS G14/AE510	O/C
(L)	WALL MOUNTED COAT RACK, SEE E6/AE510	O/O
(M)	WALL MOUNTED BINS AND GRIDS	O/O
(N)	PARK BOARD, WALL MOUNTED	O/C
(P)	REFRIGERATOR	O/O
(R)	42" GRAB BAR	C/C
(S)	36" GRAB BAR	C/C
(T)	LEAD APRON RACK	C/C
(U)	WALL SHELVES, SIM. TO DETAIL J4/AE501	C/C
(W)		C/C

C/C - CONTRACTOR FURNISHED/CONTRACTOR INSTALLED
 O/C - OWNER FURNISHED/CONTRACTOR INSTALLED
 O/O - OWNER FURNISHED/OWNER INSTALLED
 CONTRACTOR SHALL PROVIDE BLOCKING IN WALL
 AT ALL ACCESSORIES, SEE K18/AE501

KEYED NOTES:

- 1 OWNER PROVIDED FURNITURE, CONTRACTOR TO PROVIDE BLACKING AND COORDINATE POWER AND DATA OUTLETS.
- 2 EYE WASH SIGNAGE
- 3 SURFACE APPLIED WATER PROOF MEMBRANE, SEE PARTITION TYPE 2D

WALL LEGEND

- PARTITION TYPE, SEE G1002
- INDICATES 1-HOUR RATED PARTITION/ WALL
- INDICATES 2-HOUR RATED PARTITION/ WALL
- CORNER GUARD-1: 90 DEGREE-UP TO 48" FROM TOP OF BASE
- CORNER GUARD-2: END WALL PROTECTOR-UP TO 48" FROM TOP OF BASE
- WALL PROTECTION-UP TO 48" AFF
- WALL PROTECTION-UP TO BOTTOM OF CHAIR RAIL (CR2), SEE A14/AE510
- CHAIR RAIL, SEE DETAIL D14/AE510
- FIBERGLASS REINFORCED PLASTIC TO 48" AFF
- FIRE EXTINGUISHER CABINET AND FIRE EXTINGUISHER

FLOOR PLAN NOTES:

- 1. SEE GENERAL NOTES ON G1002.
- 2. FURNITURE DASHED IN BY OTHERS IS INDICATED FOR COORDINATION. PROVIDE IN WALL BLOCKING FOR ALL WALL MOUNTED CASEWORK, FURNITURE, EQUIPMENT AND ANY OTHER NIC ITEM.
- 3. PARTITION TYPE IS TYPICAL UNLESS NOTED OTHERWISE.
- 4. REFER TO DETAILS AND/OR ENLARGED PLANS FOR ADDITIONAL INFORMATION.
- 5. AT ALL REMOVED ITEMS, PATCH WALL SURFACE TO MATCH ADJACENT MATERIAL, TYPICAL.
- 6. EXTERIOR DIMENSIONS ARE FROM FACE OF STUD TO FACE OF STUD, UNLESS NOTED OTHERWISE.
- 7. CORNER GUARDS UP TO 48" A.F.F. FROM TOP OF BASE, TYPICAL
- 8. ALL DASHED KEYED NOTES REFER TO ITEMS ON GE SITE PLANNING GUIDE DRAWINGS.