

**NOTE:**


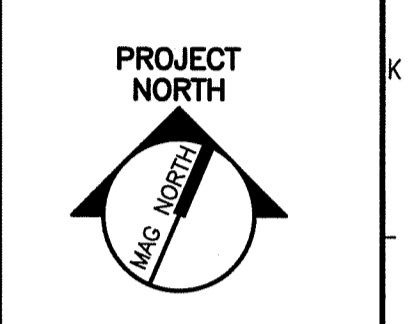

1. SEE SHEET M-001 FOR LEGEND AND ABBREVIATIONS.

**KEYED NOTES:**

- ① REMOVE EXISTING 36x14 SA RISER COMPLETE UP TO MECH ROOM ABOVE. SEE DRAWING M-401 FOR CONTINUATION.
- ② REMOVE EXISTING 36x14 RA RISER COMPLETE UP TO MECH ROOM ABOVE. SEE DRAWING M-401 FOR CONTINUATION.
- ③ EXISTING EXHAUST RISER TO REMAIN.
- ④ DISABLE EXISTING VAV BOX IN PLACE.
- ⑤ TAKE PRE-CONSTRUCTION AIR FLOW MEASUREMENTS OF SUPPLY DIFFUSER AND/OR RETURN GRILLE.
- ⑥ REMOVE EXISTING 6" CRYOGEN VENT COMPLETE FROM MRI UNIT TO VAULT 6"x10" INCREASER AT VAULT PENETRATION. PREPARE FOR CONNECTION TO NEW WORK.
- ⑦ REMOVE EXISTING O<sub>2</sub> SENSOR.
- ⑧ REMOVE EXISTING EXHAUST FAN OVER-RIDE SWITCH AND ALL ASSOCIATED CONTROLS.

144 Fore Street/P.O. Box 618  
 Portland, Maine 04104  
 tel. (207) 772-3846  
 fax. (207) 772-1070  
 www.smrtinc.com

ARCHITECTURE  
 ENGINEERING  
 PLANNING  
 INTERIOR DESIGN  
 COMMISSIONING



**MAINE MEDICAL CENTER**  
**MRI #1 AND READING ROOM RENOVATION**  
 PORTLAND, MAINE  
**ISSUED FOR CONSTRUCTION**  
**9-20-13**

REV	DATE	DESCRIPTION
0	9-20-13	ISSUED FOR CONSTRUCTION

GRAPHIC SCALE:  
 0" = 1'

SCALE: 1/4" = 1'-0"  
 PROJECT MANAGER: DJM  
 JC/DRAWN BY: KDD  
 A/E OF RECORD: KME  
 CAD FILE: MD100-12118  
 PROJECT NO: 12118  
 DATE: 9-20-13

SHEET TITLE:  
**MECHANICAL DUCTWORK DEMOLITION PLAN**

SHEET No.  
**MD100**

**A1 FLOOR PLAN**

1/4" = 1'-0"