

### LIGHT FIXTURE SCHEDULE

TYPE	DESCRIPTION	MFR.	LAMPS	MOUNTING	NOTES
A	6" ROUND APERTURE NON FERROUS DOWNLIGHT WITH REGRESSED LENS AND FLAT WHITE TRIM 24V DC	KENALL MRIRDL6	24W LED 3500K	CEILING RECESSED	PROVIDE TWO MODEL #MRIPS-312 EXTERNAL DC POWER SUPPLIES
B	6" ROUND APERTURE SHALLOW DOWNLIGHT WITH CLEAR ALZAK REFLECTOR AND CROSS BAFFLE 277V	PRESCOLITE CFCB8 SERIES	2-26W TRIPLE TUBE 3500K	CEILING RECESSED	FIXTURE TO BE PROVIDED WITH 5% DIMMING BALLASTS.
⌂	BATTERY POWERED EMERGENCY LIGHTING UNIT 277V	DUAL LITE SL1 SERIES	INTEGRAL W/UNIT	SURFACE WALL	
ⓧ	EXIT SIGN WITH WHITE THERMOPLASTIC HOUSING, RED LETTERS & MAINTENANCE FREE BATTERY 277V	DUAL LITE LX SERIES	LED	WALL OR CEILING	


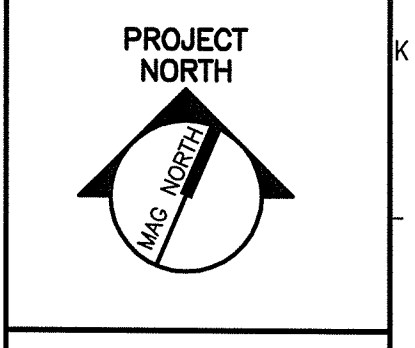

- NOTES:**
- SEE SHEET E-001 FOR LEGEND AND GENERAL NOTES.
  - EACH LIGHTING CIRCUIT IN MRI ROOM TO BE FED FROM AN EXTERNAL DC POWER SUPPLY MOUNTED IN THE MRI EQUIPMENT ROOM. PROVIDE TWO 0-10V DIMMING SWITCHES IN CONTROL ROOM FOR CONTROL OF MRI ROOM LIGHTS. DC POWER WIRING AND DIMMING SIGNAL EACH REQUIRE A SEPARATE RF FILTER AT THE RF PENETRATION PANEL FOR A TOTAL OF FOUR RF FILTERS (TWO FOR DIMMING SIGNALS AND TWO FOR 24V DC POWER). DIMMING SWITCHES ARE TO BE FROM A MANUFACTURER THAT IS RECOMMENDED BY THE MANUFACTURER OF THE DOWNLIGHTS.

**KEYED NOTE:**

① EXTEND EXISTING WIRING FOR RELOCATED LIGHT FIXTURES AND EXIT SIGN AS REQUIRED TO ACCOMMODATE NEW LOCATIONS. SEE ED100 FOR CURRENT LIGHT FIXTURE AND EXIT SIGN LOCATIONS.

144 Fore Street/P.O. Box 618  
Portland, Maine 04104  
tel. (207) 772-3846  
fax. (207) 772-1070  
www.smtinc.com

ARCHITECTURE  
ENGINEERING  
PLANNING  
INTERIOR DESIGN  
COMMISSIONING



MAINE MEDICAL CENTER  
MRI #1 AND READING ROOM RENOVATION  
PORTLAND, MAINE

ISSUED FOR CONSTRUCTION  
9-20-13

CURRENT ISSUE STATUS:

REV	DESCRIPTION	DATE
0	ISSUED FOR CONSTRUCTION	9-20-13

GRAPHIC SCALE:  
0" 1"

SCALE: 1/4"=1'-0"  
PROJECT MANAGER: DJM  
JC/DRAWN BY: CDS  
A/E OF RECORD: DJT  
CAD FILE: EL100-12118  
PROJECT NO: 12118  
DATE: 9-20-13

SHEET TITLE:  
LIGHTING PLAN

SHEET No.  
EL100  
© copyright 2013 SMT INC.

A1 PLAN  
1/4"=1'-0"