

NOTES:

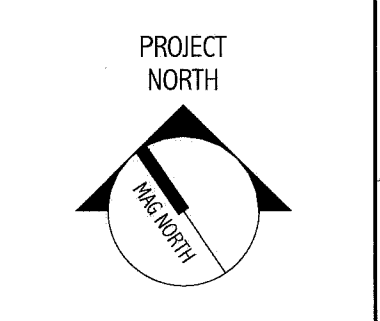


1. SEE SHEET E-001 FOR LEGEND AND GENERAL NOTES.
2. ALL RACKERY & CONDUCTORS WITHIN ANGIO & THE ASSOCIATED CONTROL ROOM, THAT ARE ASSOCIATED WITH THE EXISTING ANGIO MACHINE AND WILL NOT BE RE-USED, SHALL BE REMOVED. THE EXTENT OF THE REMOVALS IS UNKNOWN AS NEITHER BELOW THE FLOOR NOR ABOVE THE CEILING IS COMPLETELY ACCESSIBLE.

KEYED NOTES:

- ① REMOVE CONDUCTOR BACK TO SOURCE.
- ② DEVICE TO BE RE-USED. REFER TO POWER, LIGHTING AND SYSTEMS PLANS FOR NEW LOCATIONS.

144 Free Street P.O. Box 618
 Portland, Maine 04104
 Tel: (207) 772-3848
 Fax: (207) 772-3070
 www.smrtinc.com

ARCHITECTURE
 ENGINEERING
 PLANNING
 INTERIOR DESIGN
 COMMISSIONING



Bramhall Radiology
 ANGIO BI-PLANE RENOVATIONS
 PORTLAND, ME

ISSUED FOR CONSTRUCTION
 06.14.11

CURRENT ISSUE STATUS: _____
 DATE: _____

REV	DESCRIPTION	DATE
0	ISSUED FOR CONSTRUCTION	06.14.11

GRAPHIC SCALE:
 0" 1"

SCALE: 1/4" = 1'-0"
 PROJECT MANAGER: DIV
 JC/DRAWN BY: COS
 A/E OF RECORD: JPP
 PROJECT NO: 11011
 DATE: 06.14.11

SHEET TITLE:
 ELECTRICAL
 BASEMENT
 DEMOLITION PLAN

SHEET No.
 ED101