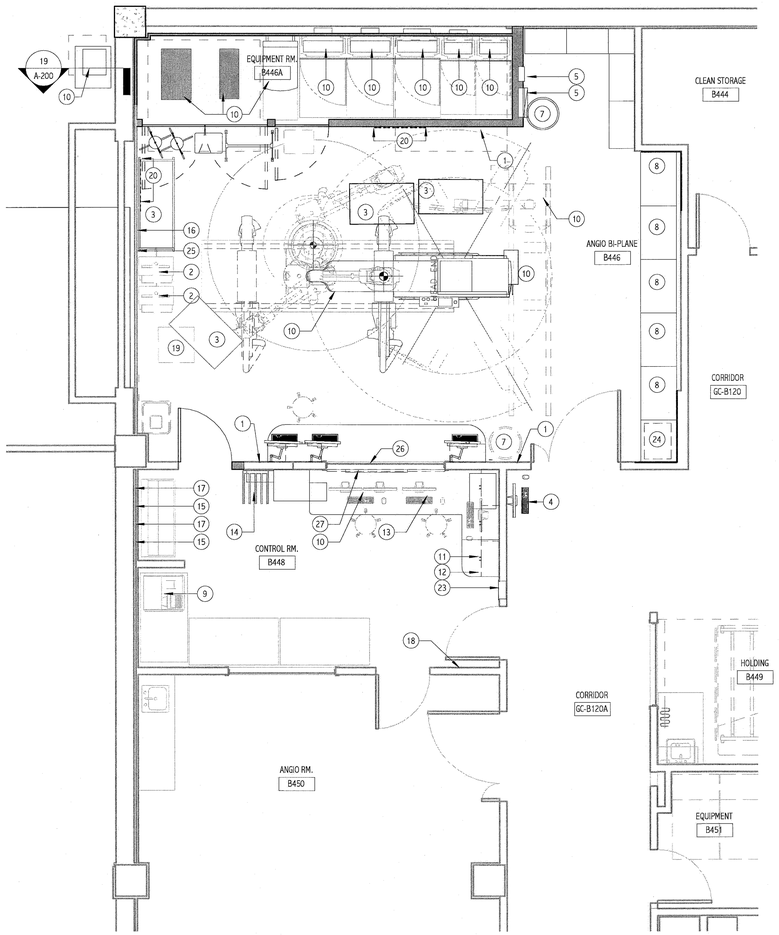

1 BASEMENT FLOOR PLAN
1/4" = 1'-0"

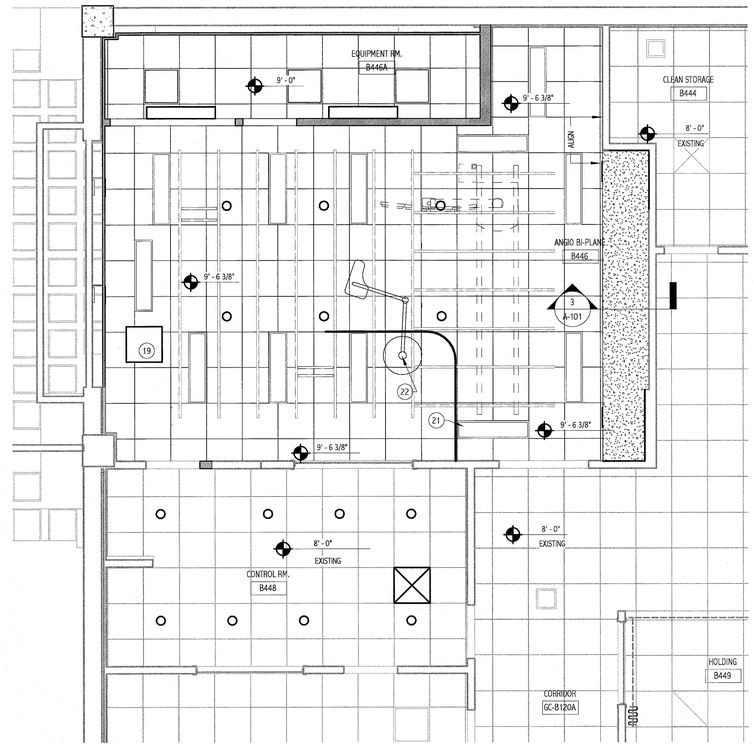

2 BASEMENT REFLECTED CEILING PLAN
1/4" = 1'-0"

GENERAL NOTES:

1. REFER TO G-001 FOR PROJECT GENERAL NOTES AND ABBREVIATIONS.

REFLECTED CEILING NOTES:

1. UNLESS INDICATED OTHERWISE, CENTER CEILING GRIDS IN ROOMS. USE HALF TILES OR GREATER AT PERIMETERS WHERE POSSIBLE.
2. ALIGN CEILING ITEMS AS SHOWN, WITH COMMON CENTERLINES, TYPICALLY. CENTER ITEMS IN CEILING, OR IN AREAS UNLESS INDICATED OTHERWISE.
3. REFER TO ROOM FINISH SCHEDULE FOR CEILING FINISHES TO BE PROVIDED.
4. FIRE SPRINKLERS SHALL BE CENTERED IN CEILING TILE SQUARES.
5. FIRE SPRINKLERS SHALL BE LOCATED IN ALIGNMENT WITH OTHER CEILING ITEMS TYPICALLY
6. FIRE SPRINKLERS SHALL BE PLACED TO COORDINATE WITH LIGHT FIXTURE POSITIONS INDICATED.
7. REFER TO FLOOR PLANS FOR EQUIPMENT SCHEDULE.
8. VERIFY LEVELNESS OF SALB WITH REGARD TO REQUIRED UNIFORM CEILING HEIGHT. COORDINATE WITH EQUIPMENT REQUIREMENTS AND TOLERANCES.

SYMBOLS LEGEND:

- 2X2 SUSPENDED CEILING PANEL AND GRID ASSEMBLY
- GWB CEILING
- 2x2 LAY-IN LIGHT FIXTURE
- 2x4 LAY-IN LIGHT FIXTURE
- DOWN LIGHT
- CEILING MOUNTED EXIT LIGHT
- RETURN AIR GRILLE
- SUPPLY AIR GRILLE
- EXHAUST AIR GRILLE

EQUIPMENT AND ACCESSORIES SCHEDULE

TAG	DESCRIPTION	PROVIDE
1	PHONE	O/C
2	COMPUTER CART	O/O
3	CART	O/O
4	WALL MOUNTED COMPUTER W/WALL BRACKET	O/O
5	ELECTRICAL PANEL	C/C
6	PHYSIO BOX COVER	C/C
7	TRASH BIN/CLEAN/SOILED HAMPER	O/O
8	STORAGE CABINET (E - EXISTING)	O/O
9	PYXIS	O/O
10	VENDOR EQUIPMENT	O/V
11	COPY/PRINT/FAX (U/C)	E
12	CONTRAST WARMER	O/O
13	COMPUTER	O/O
14	LEAD APRON RACK	O/C
15	SOAP DISPENSER	O/C
16	WHITE BOARD (2' X 3')	O/C
17	PAPER TOWEL DISPENSER	O/C
18	PAR EX	E
19	CEILING MOUNTED MEDGAS/POWER COLUMN	E
20	MED GAS OUTLETS (SEE MECH. FOR QUANTITY)	C/C
21	PATIENT LIFT & RAIL	O/V
22	LEAD SHIELD & POST MOUNT	O/V
23	MED GAS SHUT OFF	C/C
24	PHILIPS PRINTER	O/V
25	HEPARIN CLOCK & CONTROLS	O/C
26	SYNCHRONIZED CLOCK	O/O
27	MECHOSHADE	O/C

C/C: CONTRACTOR FURNISHED/CONTRACTOR INSTALLED
O/C: OWNER FURNISHED/CONTRACTOR INSTALLED
O/O: OWNER FURNISHED/OWNER INSTALLED
O/V: OWNER FURNISHED/VENDOR INSTALLED
E: EXISTING

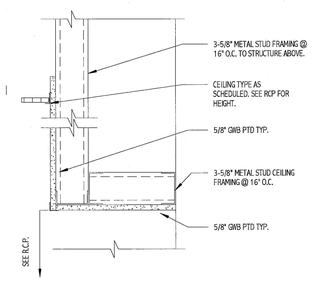

3 SOFFIT DETAIL
1 1/2" = 1'-0"

144 Fore Street/P.O. Box 618
Portland, Maine 04104
tel. (207) 772-3846
fax. (207) 772-1070
www.smrtinc.com

ARCHITECTURE
ENGINEERING
PLANNING
INTERIOR DESIGN
COMMISSIONING

SMRT

LICENSED ARCHITECT
DEREK J. VEILLEUX
No. 3185
STATE OF MAINE
6.14.11

PROJECT NORTH
MAGNETIC NORTH

Bramhall Radiology
ANGIO BI-PLANE RENOVATIONS
PORTLAND, ME

ISSUED FOR CONSTRUCTION
06.14.11

CURRENT ISSUE STATUS:

REV	DESCRIPTION	DATE
0	ISSUED FOR CONSTRUCTION	06.14.11

GRAPHIC SCALE: 0" 1"

SCALE:	As indicated
PROJECT MANAGER:	DJV
JC/DRAWN BY:	ART
A/E OF RECORD:	DJV
PROJECT NO:	11011
DATE:	06.14.11

SHEET TITLE:
BASEMENT LAYOUT AND REFLECTED CEILING PLAN

SHEET No.
A-101

©COPYRIGHT 2008 SMRT INC.