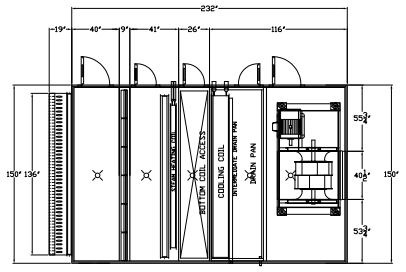

PLAN VIEW

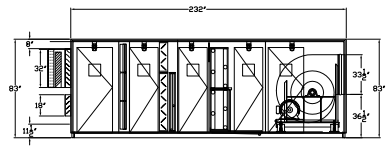

RIGHT SIDE ELEVATION

1 AHU-1 CONSTRUCTION DETAILS
1/4" = 1'-0"

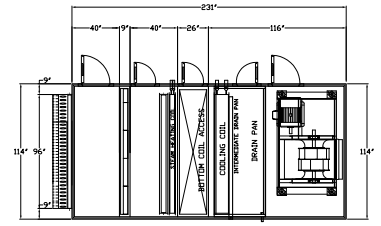

PLAN VIEW

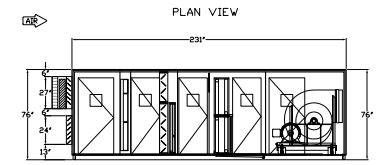

RIGHT SIDE ELEVATION

2 AHU-2 CONSTRUCTION DETAILS
1/4" = 1'-0"

AIR HANDLING UNIT SCHEDULE

ITEM	MANUFACTURER	MODEL	LOCATION	TOTAL SUPPLY CFM	MINIMUM O.A. CFM	MINIMUM O.A. AFS	PRE-FILTERS	HEATING COIL	STEAM HUMIDIFIER	COOLING COIL	SUPPLY FAN	SUPPLY FAN AFS	SUPPLY FAN CFM CONTROL	ELECTRICAL DATA VOLTS	ELECTRICAL DATA PHASE	APPROX. UNIT WEIGHT LBS	REMARKS
AHU-1		CUSTOM	CUP	30,000	21,300	–	PF-1	PH-1	N/A	CC-1	SF-1	AFS-1B/1C	VFD	460	3		NOTES 1,2,3,4,5,6
AHU-2		CUSTOM	CUP	19,500	5,100		PF-2	PH-2	N/A	CC-2	SF-2	AFS-2B/2C	VFD	460	3		NOTES 1

NOTES:
1. PF-1 – PRE-FILTERS, FARR 30/30, 30% EFF, (XX) 24"x24" FILTER MODULES, 4" THICK.
2. CC-1 – COOLING COIL, HEATCRAFT MOEDL NO. XXXXXXXXX, (x) COILS WITH x ROWS, X FINS PER INCH, AND XX"xXX" FINNED AREA EACH.
3. SF-1 – SUPPLY FAN, MECHANOVENT, MODEL NO. XXXX, 30,000 CFM, 4.0" S.P., XX HP.
4. PH-1 – STEAM PREHEAT COIL, HEATCRAFT MODEL NO. XXXXXXXXX, (X) COILS WITH X ROWS, X FINS PER INCH, AND XX"Xxx" FINNED AREA EACH.
5. AFS-1B/1C – SUPPLY FAN AIRFLOW STATIONS, AIR MONITOR, MOEDL NO. VOLU-PROBE FI, FAN INLET TYPE.
6. PF-1 – PRE-FILTERS, FARR 30/30, 30% EFF, (XX) 24"x24" FILTER MODULES, 4" THICK.
7. CC-1 – COOLING COIL, HEATCRAFT MOEDL NO. XXXXXXXXX, (x) COILS WITH x ROWS, X FINS PER INCH, AND XX"xXX" FINNED AREA EACH.
8. SF-1 – SUPPLY FAN, MECHANOVENT, MODEL NO. XXXX, 30,000 CFM, 4.0" S.P., XX HP.
9. PH-1 – STEAM PREHEAT COIL, HEATCRAFT MODEL NO. XXXXXXXXX, (X) COILS WITH X ROWS, X FINS PER INCH, AND XX"Xxx" FINNED AREA EACH.
10. AFS-1B/1C – SUPPLY FAN AIRFLOW STATIONS, AIR MONITOR, MOEDL NO. VOLU-PROBE FI, FAN INLET TYPE.

General Notes:

MARK	ISSUE DATE	DESCRIPTION
PERMIT	09/24/04	PERMIT SET – NOT FOR CONSTRUCTION

FOR PERMIT ONLY - NOT FOR CONSTRUCTION

Issue Log

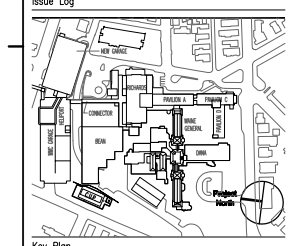

Key Plan

TRO
Architecture
Planning
Engineering
Interior Design
The Fitkin Organization
50 Bridge Street
Newton, MA 02465-2134
617-558-5400

Maine Medical Center
Central Utility Plant
Portland, Maine

Drawing Title
MECHANICAL-CENTRAL UTILITY PLANT AIR HANDLING UNIT DETAILS AND SCHEDULES

0' 0 0 0 0

Commission No.	4677	Date Issued	
Scale	NTS	Sheet Number	
Drawn By	MC		M600
Approved By	MC		
Filename	4677M600		

Copyright © 2004 The Fitkin Organization