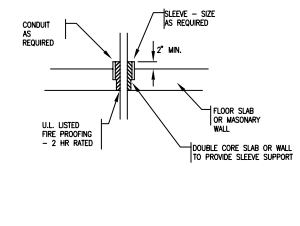

B1 CORE DETAIL
SCALE: N.T.S.

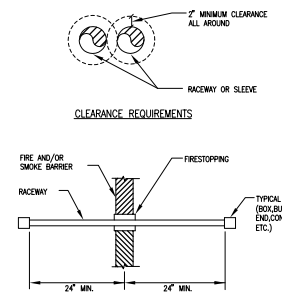

C1 PENETRATION THROUGH VERTICAL FIRE AND SMOKE BARRIER DETAIL
SCALE: N.T.S.

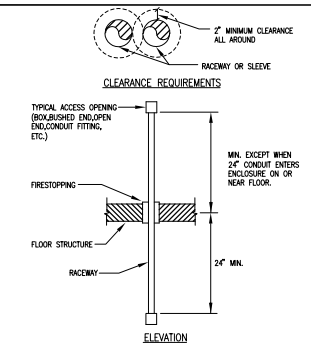

D1 PENETRATION THROUGH HORIZONTAL FIRE BARRIER DETAIL
SCALE: N.T.S.

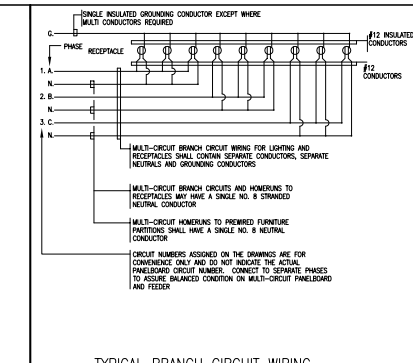

E1 TYPICAL BRANCH CIRCUIT WIRING REQUIREMENTS LIGHTING AND RECEPTACLES
SCALE: N.T.S.

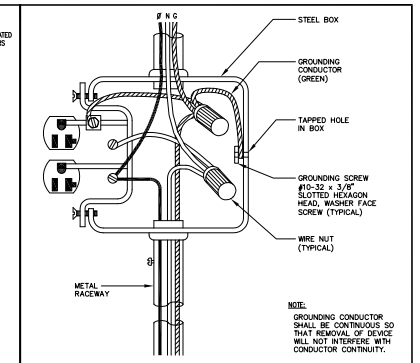

F1 RECEPTACLE GROUNDING DETAIL
SCALE: N.T.S.

General Notes:

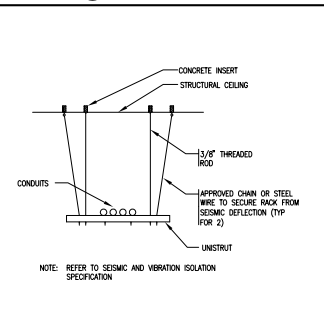

B2 CONDUIT RACKING DETAIL
SCALE: N.T.S.

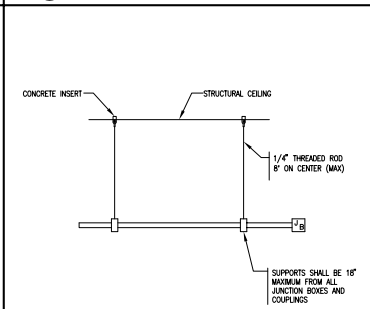

C2 CONDUIT MOUNTING DETAIL
SCALE: N.T.S.

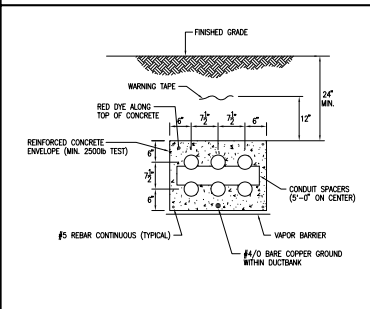

D2 TYPICAL DUCTBANK SECTION DETAIL
SCALE: N.T.S.

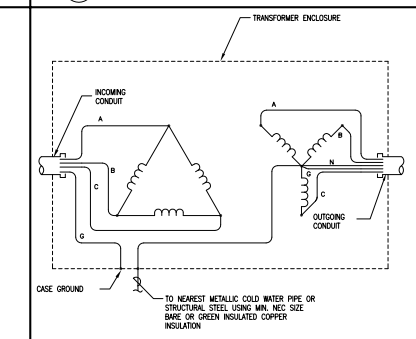

E2 DRY TYPE TRANSFORMER GROUND DETAIL
SCALE: N.T.S.

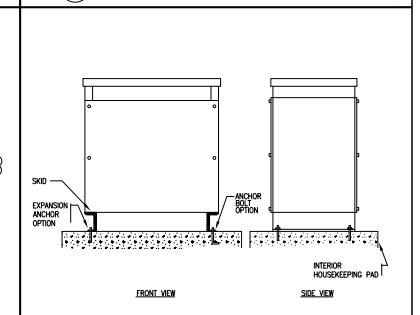

F2 MOUNTED ELECTRICAL TRANSFORMER DETAIL
SCALE: N.T.S.

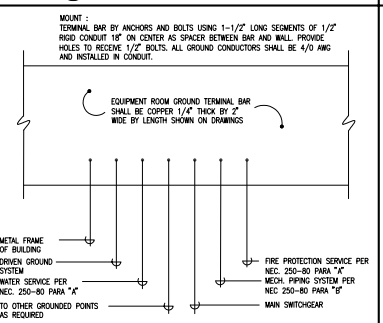

B3 EQUIPMENT ROOM GROUND TERMINAL BAR DETAIL
SCALE: N.T.S.

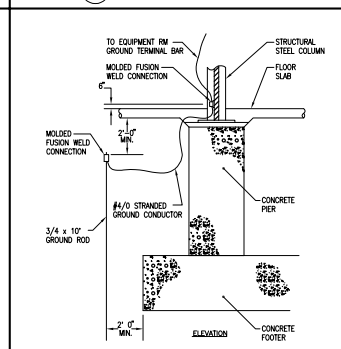

C3 BUILDING GROUNDING DETAIL
SCALE: N.T.S.

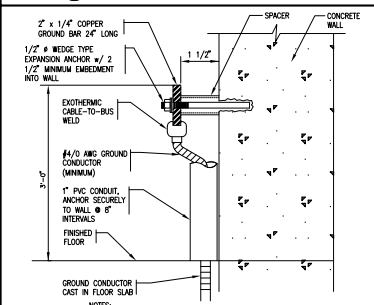

D3 ELECTRICAL ROOM GROUND BAR MOUNTING DETAIL
SCALE: N.T.S.

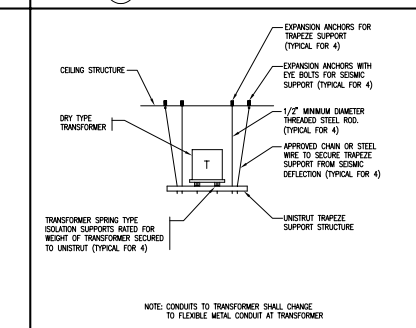

E3 CEILING MOUNTED TRANSFORMER DETAIL
SCALE: N.T.S.

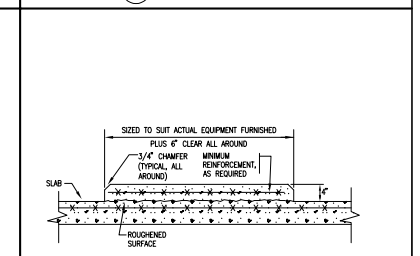

F3 TYPICAL ELECTRICAL EQUIPMENT HOUSEKEEPING PAD DETAIL
SCALE: N.T.S.

MARK	ISSUE DATE	DESCRIPTION
PERMIT	09/24/04	PERMIT SET – NOT FOR CONSTRUCTION

FOR PERMIT ONLY – NOT FOR CONSTRUCTION

Issue Log

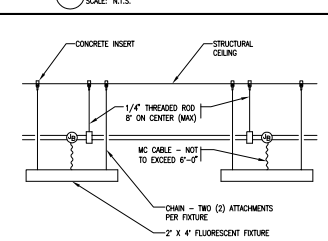

B4 LIGHTING FIXTURE DETAIL
SCALE: N.T.S.

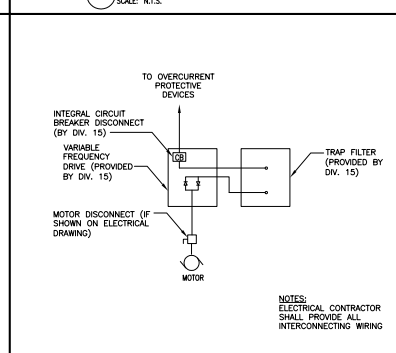

C4 VFD WIRING DETAIL
SCALE: N.T.S.

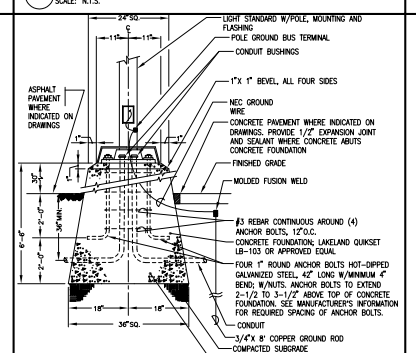

D4 PARKING LOT (ROADWAY) LIGHT STANDARD CONCRETE BASE DETAIL
SCALE: N.T.S.

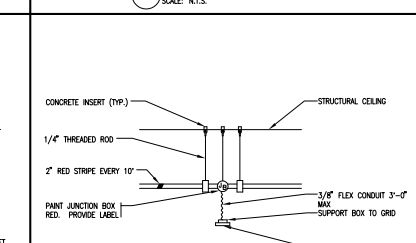

E4 SMOKE/HEAT DETECTOR DETAIL
SCALE: N.T.S.

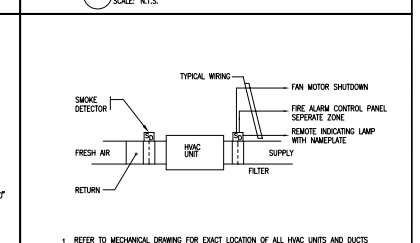

F4 SMOKE DETECTOR & AUTO CONTROL AIR CONDITION AND VENTILATION SYSTEMS
SCALE: N.T.S.



Key Plan



C5 STRUT POST BASE DETAIL
SCALE: N.T.S.

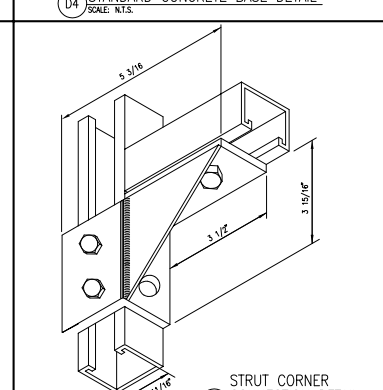

D5 STRUT CORNER CONNECTION DETAIL
SCALE: N.T.S.

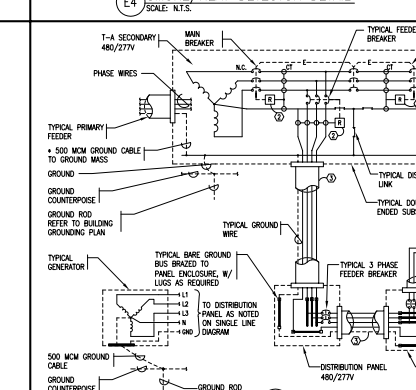

E5 TYPICAL ELECTRICAL SYSTEM GROUNDING SCHEME DETAIL
SCALE: N.T.S.

TRO
Architecture
Planning
Engineering
Interior Design
The Ritchie Organization
80 Bridge Street
Newton, MA 02458-1134
617-969-9400

Maine Medical Center
Central Utility Plant
Portland, Maine

Drawing Title
ELECTRICAL DETAIL SHEET 1

0' 0 0 0 0

Commission No.	4677
Scale	NOAS NOTED
Drawn By	K.G.
Approved By	D.A.B.
Filename	4677E-DETAILS

Date Issued
Sheet Number
E800

Copyright © 2004 The Ritchie Organization