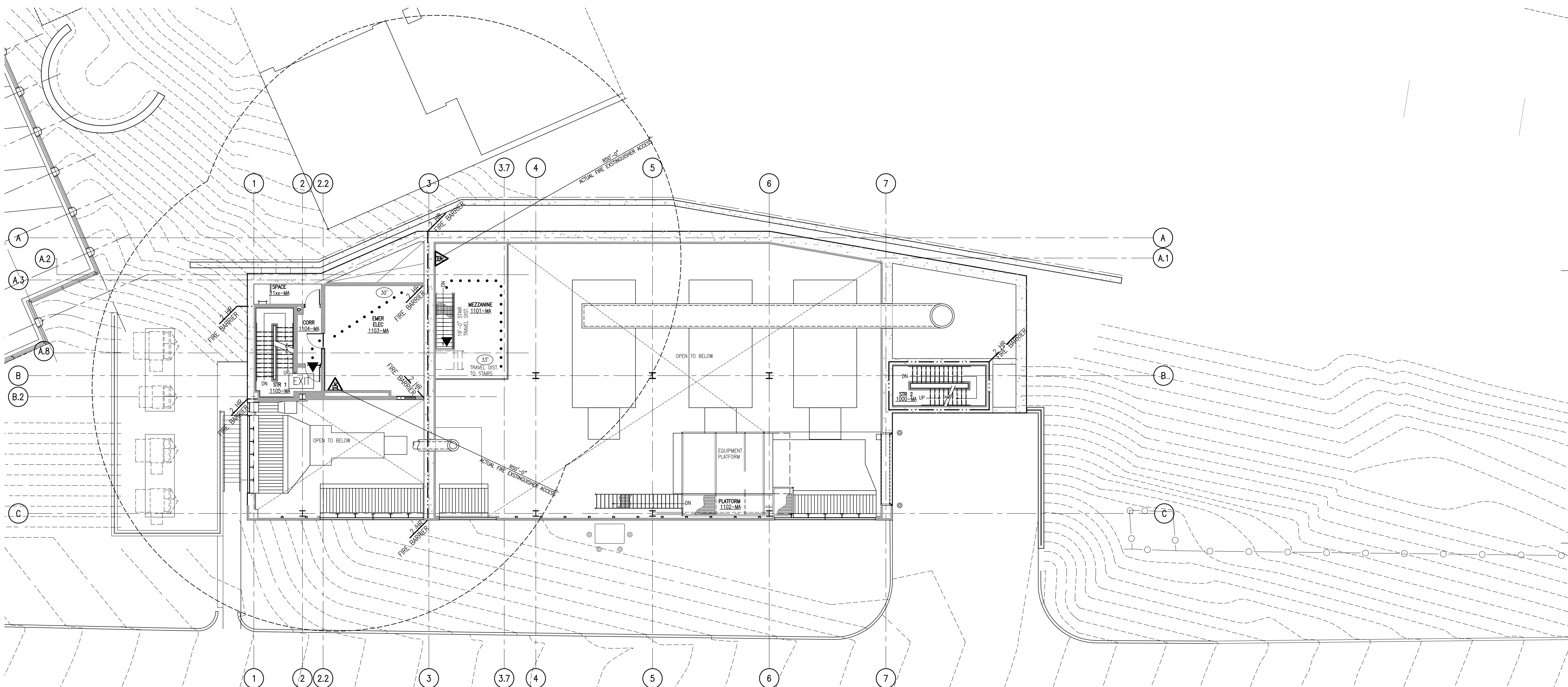


LIFE SAFETY
MEZZANINE EGRESS AT LOWER LEVEL
SCALE: 1/8" = 1'-0"

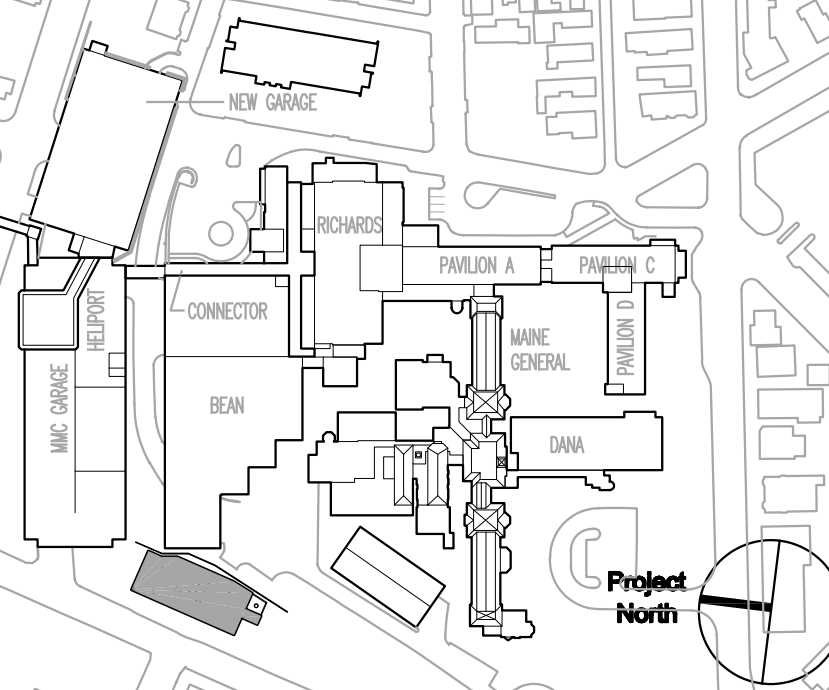


LIFE SAFETY
MEZZANINE EGRESS PLAN
SCALE: 1/8" = 1'-0"

- General Notes:
- LIFE SAFETY LEGEND**
- RATED PARTITIONS ARE INDICATED AS FOLLOWS:
 - 1HR FIRE RATED PARTITION
 - 2HR FIRE RATED PARTITION
 - NON-RATED SMOKE RESISTANT PARTITION
 - 1HR SMOKE BARRIER
 - 2HR RATED FIRE AND SMOKE BARRIER
 - PATH OF EXIT TRAVEL
 - 123 DISTANCE TO EXIT FROM REMOTE POINT ON FLOOR OR WITHIN SUITE OF ROOMS
 - EXIT INDICATES EXIT LOCATION
 - SUITE (UNRATED)
 - EXISTING EGRESS STAIR

FOR PERMIT ONLY - NOT FOR CONSTRUCTION

PERMIT 08/24/04 PERMIT SET - NOT FOR CONSTRUCTION



Key Plan

TRO ARCHITECTURE PLANNING ENGINEERING INTERIOR DESIGN
The Ritchie Organization
80 Bridge Street
Newton, MA 02459-1154
617-550-9400

**CENTRAL UTILITY PLANT
CODE ANALYSIS - LIFE SAFETY**

SECTION	SECTION DESCRIPTION	REQUIREMENT	COMMENTS
A6.1.12.1(7)	CLASSIFICATION OF OCCUPANCY	CHAPTER 40	INDUSTRIAL (SPECIAL PURPOSE INDUSTRIAL OCCUPANCY)
40.1.4.1(b)	CLASSIFICATION OF HAZARDOUS CONTENTS	COMPLY WITH SECTION 6.2.2.3	ORDINARY HAZARD
40.1.6	MINIMUM CONSTRUCTION REQUIREMENTS	NONE	FULLY SPRINKLERED
40.1.7	OCCUPANT LOAD (OR PEOPLE PER LEVEL BASED ON BOCA 99)	THE OCCUPANT LOAD SHALL BE DETERMINED ON THE BASIS OF THE MAXIMUM PROBABLE POPULATION OF THE SPACE	REFER TO THE BUILDING CODE OCCUPANCY SECTION
40.2	MEANS OF EGRESS REQUIREMENTS	DOOR OPENINGS IN MEANS OF EGRESS SHALL NOT BE LESS THAN 2' CLEAR WIDTH	FULLY SPRINKLERED

**CENTRAL UTILITY PLANT
FIRE RATINGS - LIFE SAFETY**

ITEM DESCRIPTION	FIRE RATING	COMMENTS
EXTERIOR BEARING WALLS	.3 HRS.	
INTERIOR BEARING WALLS	.3 HRS.	
MULTI SUPPORT	.2 HRS.	
SINGLE SUPPORT ONLY	.2 HRS.	
ROOF SUPPORT ONLY	.2 HRS.	
COLUMNS	.3 HRS.	
MULTI SUPPORT	.2 HRS.	
SINGLE SUPPORT ONLY	.2 HRS.	
ROOF SUPPORT ONLY	.2 HRS.	
BEAMS, GIRDERS, TRUSSES, AND ARCHES	.3 HRS.	
MULTI SUPPORT	.2 HRS.	
SINGLE SUPPORT ONLY	.2 HRS.	
ROOF SUPPORT ONLY	.2 HRS.	
FLOOR CONSTRUCTION	.2 HRS.	
ROOF CONSTRUCTION	1.1/2 HRS.	NO HEIGHT EXCEPTIONS ALLOWED
EXTERIOR NONBEARING WALLS	.0 HRS.	

* INFORMATION TAKEN FROM 1999 NFPA 220 TABLE 3-1 TYPE (I) (332) CONSTRUCTION

**CENTRAL UTILITY PLANT
FIRE RATINGS - BUILDING CODE**

ITEM DESCRIPTION	FIRE RATING	COMMENTS
EXTERIOR WALLS (FIRE SEPARATION 0-5')	.2 HRS.	
EXTERIOR WALLS (FIRE SEPARATION GREATER THAN 10')	.1 HRS.	
FIRE ENCLOSURE OF EXITS	.2 HRS.	
SHAFTS (OTHER THAN EXITS AND ELEVATOR HOISTWAYS)	.2 HRS.	
OTHER NONBEARING PARTITIONS	.0 HRS.	
INTERIOR COLUMNS & FRAMING	.3 HRS.	
MULTI SUPPORT	.2 HRS.	
SINGLE AND ROOF SUPPORT	.2 HRS.	
STRUCTURAL MEMBERS SUPPORTING WALL	.2 HRS.	
FLOOR CONSTRUCTION INCLUDING BEAM	.2 HRS.	
ROOF CONSTRUCTION INCLUDING BEAMS, TRUSSES AND FRAMING ARCHES AND ROOF DECK	1.1/2 HRS.	SUPERCEDED BY NFPA 101 REQUIRING 1 1/2 HOUR WITH NO EXCEPTIONS.

FIRE RATINGS FOR STRUCTURAL ELEMENTS LISTED ABOVE ARE PROVIDED AS REQUIRED BY BOCA 1999 FOR CONSTRUCTION TYPE 1B. THESE FIRE RATINGS WILL EQUATE TO A FUTURE IBC CODE CONSTRUCTION TYPE 1A TO ALLOW FOR FUTURE ADDITIONS

**CENTRAL UTILITY PLANT
CODE ANALYSIS - BUILDING CODE**

SECTION	SECTION DESCRIPTION	REQUIREMENT	COMMENTS
302.1, 306.2	USE GROUP	F-1 INDUSTRIAL	BOILER PLANT - ELECTRICAL GENERATION
TABLE 503	HEIGHT & AREA LIMITATIONS	NOT LIMITED	
SECTION 603/TABLE 602	CONSTRUCTION CLASSIFICATION	1B	NEW CONSTRUCTION
TABLE 1006.5	EXIT ACCESS TRAVEL - ALLOWABLE MAX - ACTUAL PROJECT TRAVEL DIST.	250' FT. (MAX)	REF. TO PLANS
TABLE 1008.1.2	MAXIMUM FLOOR AREA ALLOWANCES PER OCCUPANT	100 GSF/PER OCCUPANT	958 SF AT MEZZANINE LEVELS 958 / 100 = 9.58 / 2 MEZZANINES = 4.79 OCCUPANTS = 5 PERSONS PER MEZZANINE
TABLE 1009.2	EGRESS WIDTH PER OCCUPANT	SPRINKLERED, USE GROUP F-1 STAIRWAYS ARE ALLOWED .2' PER PERSON, DOORS .15" PER PERSON	STAIR: 3'-10" PROVIDED DOOR: 2'-10" MIN. PROVIDED
TABLE 1010.2	MINIMUM NUMBER OF EXITS FOR OCCUPANT LOAD	2 EXITS FOR 500 OR LESS PEOPLE	STAIR: 3'-10" PROVIDED DOOR: 2'-10" MIN. PROVIDED
TABLE 1010.2	NUMBER OF EXITS REQUIRED FOR MAX OF 500 OCCUPANTS	REQUIRED: 2 PROVIDED: 2	
MEZZANINES			
505.2.1	AREA LIMITATIONS (TYPE 1 CONSTRUCTION, SPECIAL INDUSTRY OCCUPANCY USE)	AREA NOT TO EXCEED 1/3 OF ROOM AREA	
EQUIPMENT PLATFORMS			
2805.2.2	AREA LIMITATIONS	COMBINED WITH MEZZANINE AREA, NOT TO EXCEED 1/3 OF ROOM AREA BELOW	
2805.2.3	PLATFORM ACCESS	ACCESS TO PLATFORM IN ACCORDANCE WITH SECTION 1027.1.1	
2805.2.4	FIRE SUPPRESSION	EQUIPMENT PLATFORMS SHALL BE FULLY PROTECTED BY AN AUTOMATIC SPRINKLER SYSTEM ABOVE AND BELOW THE EQUIPMENT PLATFORM	

TRAVEL DISTANCES

ALLOWED MAX.	PROVIDED	COMMENTS
TABLE 4.2.2.6	400' NFPA*	REFER TO PLANS
TABLE A.3.6	400' NFPA*	DOES NOT EXCEED MAX COMMON PATH OF TRAVEL DISTANCE OF 100'-0"
REMARKS	>3" MAX DWG. OVERALL DIM.	REFER TO PLANS
REMARKS	>3" MAX DWG. OVERALL DIM.	REFER TO PLANS

TRAVEL DISTANCES

ALLOWED MAX.	PROVIDED	COMMENTS
250' BOCA	REFER TO PLANS	BOCA 1999, EXIT TRAVEL; TABLE 1006.5 REMOTE POINT TO NEAREST EXIT
250' BOCA	REFER TO PLANS	BOCA, EXIT ACCESS TRAVEL; TABLE 1006.5 REMOTE POINT TO NEAREST EXIT
REMARKS	>3" MAX DWG. OVERALL DIM.	BOCA, 1006.4.1 REMOTENESS, EXITS OR EXIT ACCESS DOORS

TRAVEL DISTANCES

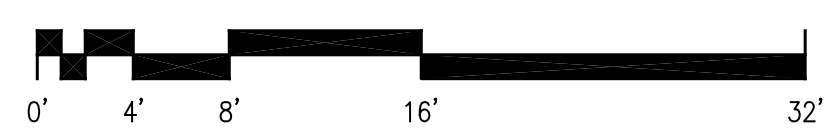
ALLOWED MAX.	PROVIDED	COMMENTS
250' BOCA	REFER TO PLANS	BOCA 1999, EXIT TRAVEL; TABLE 1006.5 REMOTE POINT TO NEAREST EXIT
250' BOCA	REFER TO PLANS	BOCA, EXIT ACCESS TRAVEL; TABLE 1006.5 REMOTE POINT TO NEAREST EXIT
REMARKS	>3" MAX DWG. OVERALL DIM.	BOCA, 1006.4.1 REMOTENESS, EXITS OR EXIT ACCESS DOORS

SECTION	SECTION DESCRIPTION	REQUIREMENT	COMMENTS
505.2.1	AREA LIMITATIONS (TYPE 1 CONSTRUCTION, SPECIAL INDUSTRY OCCUPANCY USE)	AREA NOT TO EXCEED 1/3 OF ROOM AREA	
EQUIPMENT PLATFORMS			
2805.2.2	AREA LIMITATIONS	COMBINED WITH MEZZANINE AREA, NOT TO EXCEED 1/3 OF ROOM AREA BELOW	
2805.2.3	PLATFORM ACCESS	ACCESS TO PLATFORM IN ACCORDANCE WITH SECTION 1027.1.1	
2805.2.4	FIRE SUPPRESSION	EQUIPMENT PLATFORMS SHALL BE FULLY PROTECTED BY AN AUTOMATIC SPRINKLER SYSTEM ABOVE AND BELOW THE EQUIPMENT PLATFORM	

Maine Medical Center
Central Utility Plant
Portland, Maine

Drawing Title

**FIRST LEVEL MEZZANINE
LIFE SAFETY PLANS**



Commission No. 4677 Date Issued
Scale 1/8" = 1'-0" Sheet Number
Drawn By LR/MC
Approved By TML
Checked By 4677/103.dwg
G101M
Copyright © 2004 The Ritchie Organization