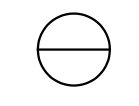
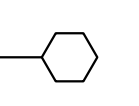



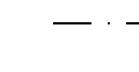

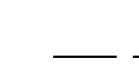



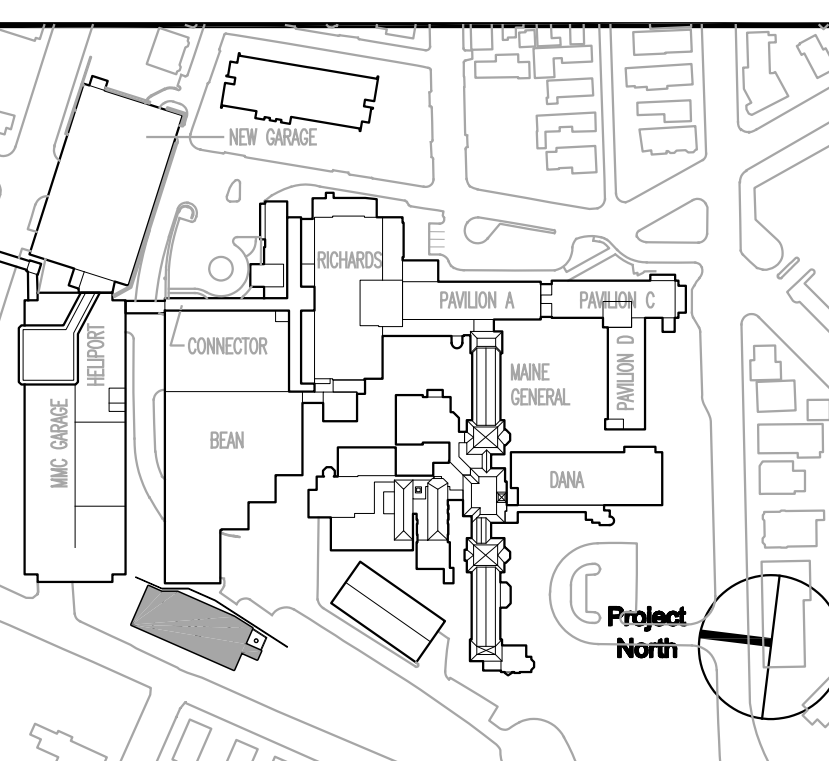


B5 SECOND LEVEL PLAN (EL. 96.0')
 SCALE: 1/8" = 1'-0"

- General Notes:
- TYPICAL PARTITION TYPES ARE AS FOLLOWS UNLESS NOTED OTHERWISE:
 INTERIOR PARTITIONS - TYPE A
 CORRIDOR PARTITIONS - TYPE C
 - REFERENCE SYMBOLS AS FOLLOWS:
 DOOR AND HARDWARE REFERENCE SYMBOL. SEE SHEET A530.
 PARTITION TYPE REFERENCE SYMBOL. SEE SHEET A501.
 VIEW WINDOW TYPE REFERENCE SYMBOL. SEE SHEET A531.
 GLAZING TYPE REFERENCE SYMBOL.
 INTERIOR ELEVATION TAG
 - RATED PARTITIONS ARE INDICATED AS FOLLOWS:
 1HR RATED FIRE PARTITION
 2HR RATED FIRE PARTITION
 1HR SMOKE BARRIER
 2HR RATED FIRE AND SMOKE BARRIER
 - HOUSEKEEPING PADS:
 PROVIDE REINFORCED CONCRETE HOUSEKEEPING PADS UNDER ALL EQUIPMENT WHERE INDICATED ON PLAN. PADS SHALL BE 6" WIDER AND LONGER THAN THE EQUIPMENT WHICH THEY SUPPORT. VERIFY SPECIFIC EQUIPMENT SIZE PRIOR TO POURING THE CONCRETE PADS. PADS SHALL HAVE A CONTINUOUS 3/4" CHAMFER AT ALL EXPOSED CORNERS AND SHALL BE 3 1/2" HIGH UNLESS OTHERWISE INDICATED ON PLAN.
 - ALL EXTERIOR CORNERS TO HAVE VGC. (SEE A4/A001 FOR DETAILS)

MARK ISSUE DATE DESCRIPTION
FOR PERMIT ONLY
NOT FOR CONSTRUCTION

PERMIT 08/24/04 PERMIT SET - NOT FOR CONSTRUCTION
 Issue Log



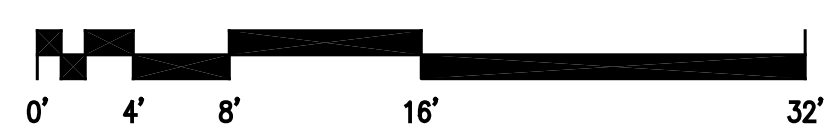
Key Plan



TRO
 ARCHITECTURE
 PLANNING
 ENGINEERING
 INTERIOR DESIGN
 The Ritchie Organization
 80 Bridge Street
 Newton, MA 02459-1194
 617-552-0400


Maine Medical Center
 Central Utility Plant
 Portland, Maine

Drawing Title
SECOND LEVEL PLAN



Commission No.	4677	Date Issued	
Scale	1/8" = 1'-0"	Sheet Number	
Drawn By	JN/JN		
Approved By	JN		
Filename	4677A202.dwg		
Copyright	© 2004 The Ritchie Organization		

A202