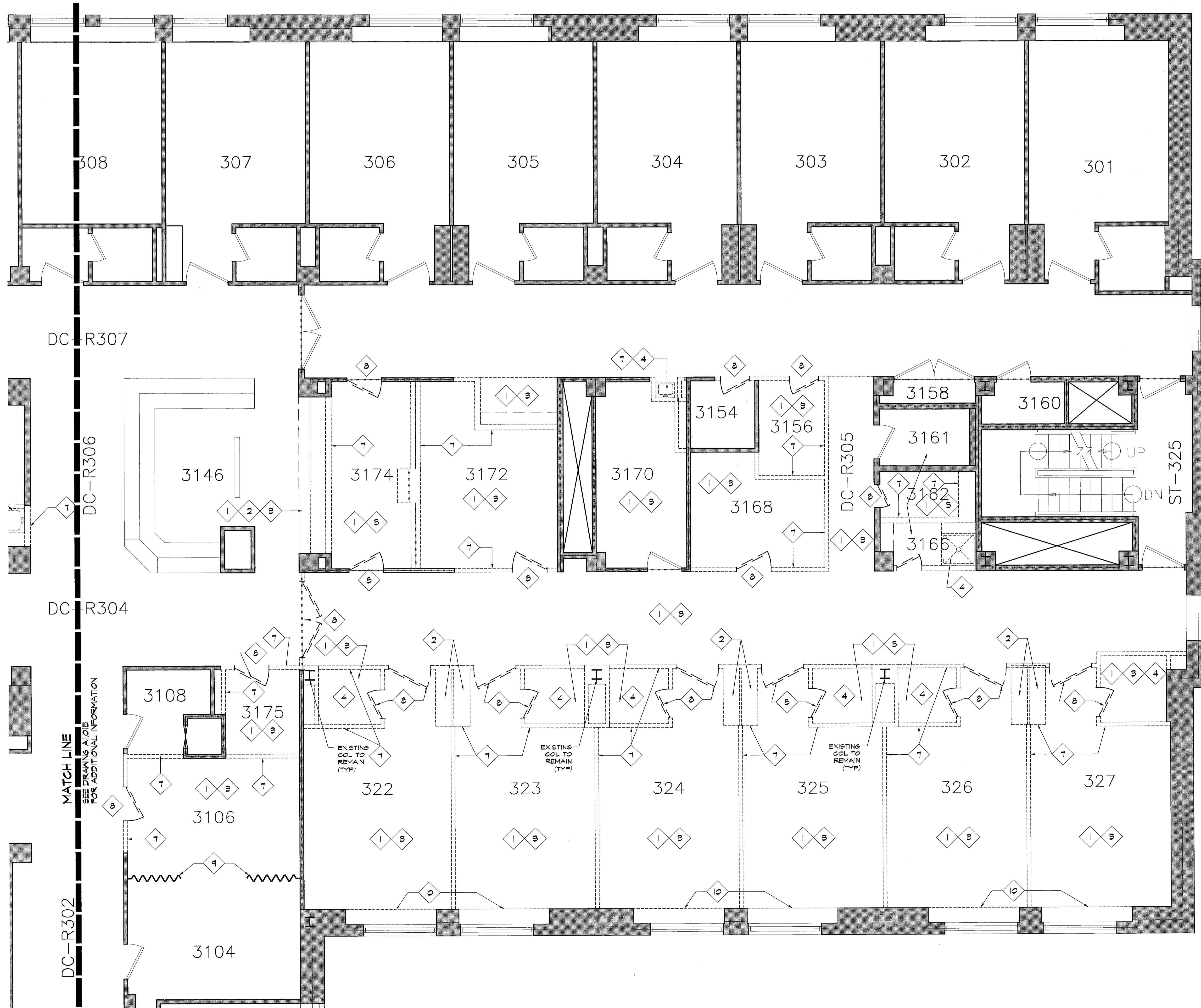
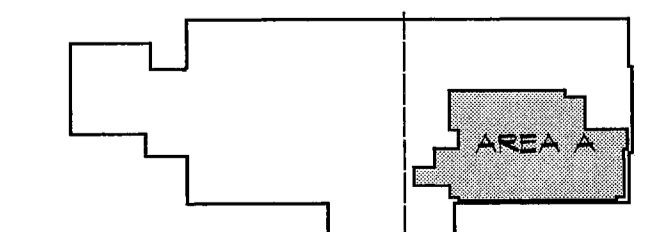


F:\Data\PROJ\03\1a-Sheet\103-AD1.01A.dwg May 24, 2004 - 8:13am




- DEMOLITION GENERAL NOTES:**
- A. ALL DEMOLITION WORK SHALL CONFORM TO ALL LOCAL, STATE, AND NATIONAL SAFETY CODES.
 - B. MAINTAIN INTEGRITY OF ALL EXISTING FIRE RATED ASSEMBLIES TO REMAIN, INCLUDING ENCLOSURES AT COLUMNS, STAIRS AND SHAFTS.
 - C. PROTECT ALL EXISTING FINISHES, MILLWORK AND CONSTRUCTION TO REMAIN.
 - D. BEFORE STARTING WORK, THE CONTRACTOR SHALL VERIFY EXISTING CONDITIONS, INCLUDING DIMENSIONS AND ELEVATIONS. THE CONTRACTOR SHALL PREPARE A LIST OF EXISTING DAMAGED AREAS, DOCUMENTED BY DATED PHOTOGRAPHS AND SIGNED BY THE PERSON CONDUCTING THE INVESTIGATION. PRESENT TO OWNER FOR VERIFICATION PRIOR TO STARTING DEMOLITION.
 - E. CONTRACTOR SHALL COORDINATE DEMOLITION OPERATIONS WITH THE OWNER, AND OBTAIN PRIOR APPROVAL FOR ALL DEMOLITION PROCEDURES, INCLUDING USE OF BUILDING FACILITIES, PLACEMENT OF DUMPSTERS, REFUSE REMOVAL, AND PHASING.
 - F. CONTRACTOR SHALL COORDINATE REMOVAL AND STORAGE OF ALL SALVAGED ITEMS WITH THE OWNER.
 - G. PROTECT AND MAINTAIN THE OPERATION OF ANY EXISTING SYSTEMS TO REMAIN FUNCTIONAL DURING THE PROJECT. OBTAIN PRIOR APPROVAL FROM THE OWNER FOR ANY SHUTDOWNS REQUIRED.
 - H. CONTRACTOR TO VERIFY STRUCTURAL CONDITIONS BEFORE DEMOLITION BEGINS. PROVIDE TEMPORARY OR PERMANENT STRUCTURE AS REQUIRED.
 - I. MISC. EQUIPMENT OR FURNISHINGS SHALL BE STORED OR REMOVED AT THE DISCRETION OF THE OWNER.
 - J. REPAIR & PREPARE EXISTING WALLS, FLOORS, AND CLGS. TO RECEIVE NEW FINISHES.
 - K. WHERE PLUMBING FIXTURES ARE REMOVED, EXISTING PIPING SHALL BE CAPPED OR REMOVED. REFER TO PLUMBING DRAWINGS FOR DEMO OF PIPING.
 - L. WHERE ELECTRICAL FIXTURES ARE REMOVED, EXISTING WIRING SHALL BE REMOVED BACK TO ELECT. BOX. REFER TO ELECTRICAL DRAWINGS FOR DEMO OF WIRING/FIXTURES.
 - M. AFTER DEMOLITION, ALL ABANDONED PENETRATIONS SHALL BE PATCHED AND FIRE PROTECTED ACCORDING TO CODE.
 - N. ITEMS TO BE SALVAGED FOR RE-USE BY OWNER:
 - DOOR HARDWARE
 - ROLLING FILES
 - LIGHTING, INCLUDING EMERGENCY LIGHTING
 - FIRE EXTINGUISHERS
 - SMOKE DETECTORS
 - O. CONTRACTOR TO PROTECT AREAS TO REMAIN OPERATIONAL FROM DUST AND DEBRIS. CONTRACTOR RESPONSIBLE FOR MAINTAINING AND CLEANING ANY AREAS EXPOSED TO DUST OR DEBRIS FROM DEMOLITION ACTIVITIES.

- DEMOLITION KEY NOTES:**
- 1 REMOVE EXISTING FLOORING AND ADHESIVE OR GROUT. PREPARE EXISTING FLOOR SLAB TO RECEIVE NEW FLOORING.
 - 2 REMOVE EXISTING COUNTERTOP AND/OR CABINETS. REFER TO PLUMBING DWGS FOR ANY REQ'D PIPING DEMOLITION.
 - 3 REMOVE EXISTING CEILING. REFER TO MECH, ELEC. AND PLUMBING DWGS FOR HVAC, WIRING AND SPRINKLER DEMOLITION. LIGHT FIXTURES TO BE SALVAGED FOR OWNER.
 - 4 REMOVE EXISTING PLUMBING FIXTURES. REFER TO PLUMBING DWGS FOR PIPING DEMOLITION.
 - 5 REMOVE INTERIOR SECTION OF EXISTING EXTERIOR WALL & PATCH.
 - 6 REMOVE CEILING CURTAIN TRACK & CURTAIN.
 - 7 REMOVE EXISTING PARTITION.
 - 8 REMOVE EXISTING DOOR & FRAME. SALVAGE FOR RE-USE BY OWNER.
 - 9 REMOVE EXISTING FOLDING PARTITION.
 - 9 REMOVE EXISTING SOFFIT/BULKHEAD.
 - 10 REMOVE EXISTING HEATING UNIT. REFER TO MECH. DWGS FOR ANY REQ'D MECH. DEMOLITION.



RICHARD'S 3RD FLOOR KEY PLAN

DEMOLITION PLAN




ARCHITECTS
INTERIORS
PLANNERS

55 GREEN STREET
PORTSMOUTH, NH 03801
T 603.436.2551
F 603.436.6973
www.jsainc.com

NEILL & GUNTER, Inc.
Design and Consulting Engineers
Scarborough, Maine

**RENOVATIONS TO
RICHARD'S 3rd FLOOR**

MAINE MEDICAL CENTER
Portland, Maine



Scale: 1/4" = 1'-0"
Project Number: 03-103
Date: May 25, 2004
Revisions:

**CONSTRUCTION
DOCUMENTS**

AD1.01A

© Copyright 2002, JSA, Inc.