

F1 FLOOR PLAN

1/4"=1'-0"

NOTE:


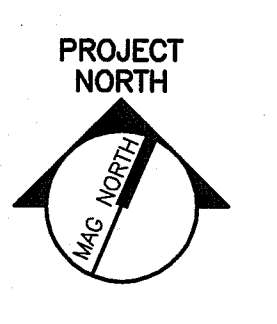

- 1. SEE SHEET PLO01 FOR LEGEND AND ABBREVIATIONS.

KEYED NOTES:

- ① CONNECT EXISTING 1/2" CW, 1/2" HW, 1-1/2" VENT AND 2" WASTE PIPING TO NEW FIXTURE (SK-B). ROUTE 1/2" CW AND 1/2" HW-EACH TO EE-A MOUNTED ON WALL BENEATH COUNTER. PROVIDE SHUT-OFF VALVES AND UNIONS ON EE-A INLETS/OUTLET. PROVIDE WATTS #600 BRONZE CHECK VALVES ON EE-A INLETS. ROUTE 1/2" TW FROM EE-A TO EE-B.
- ② CONNECT NEW 1/2" O2 AND 3/4" MV PIPING TO EXISTING MAINS UPSTREAM OF ANY ZONE VALVE BOXES.
- ③ TRENCH FLOOR FOR NEW 4" UNDERGROUND S PIPE. PATCH FLOORS TO MATCH EXISTING. SEE DETAIL A4/PL601.
- ④ ROUTE NEW SIGNAL WIRING TO ALARM PANEL AP-A LOCATED IN CONTROL ROOM B336. PROVIDE PERMANENTLY ENGRAVED LABELS STATING AREA SERVED.
- ⑤ INSTALL NEW ZONE VALVE BOX ZVB-A WITHIN EXISTING WALL TO SERVE SPECT/CT RM B337. PATCH WALLS TO MATCH EXISTING. PROVIDE PERMANENTLY ENGRAVED LABELS STATING AREA SERVED.

144 Fore Street P.O. Box 618
Portland, Maine 04104
tel. (207) 772-3846
fax. (207) 772-1070
www.smrinc.com

ARCHITECTURE
ENGINEERING
PLANNING
INTERIOR DESIGN
COMMISSIONING



**MAINE MEDICAL CENTER
NUCLEAR MEDICINE RENOVATIONS - PHASE 2**
PORTLAND, MAINE
ISSUED FOR CONSTRUCTION
10-10-14
CURRENT ISSUE STATUS:

ID	ISSUED FOR CONSTRUCTION	DESCRIPTION	DATE

GRAPHIC SCALE:
0" 1"

SCALE: 1/4"=1'-0"
PROJECT MANAGER: DJV
JC/DRAWN BY: JPB
A/E OF RECORD: KDD
CAD FILE: PL101-14113
PROJECT NO: 14113
DATE: 10-10-14

SHEET TITLE:
PLUMBING PLAN

SHEET No.
PL101
© copyright 2013 SMRT INC.