

**F1 HVAC PIPING NEW WORK PLAN**

1/4"=1'-0" \*

**GENERAL NOTE:**


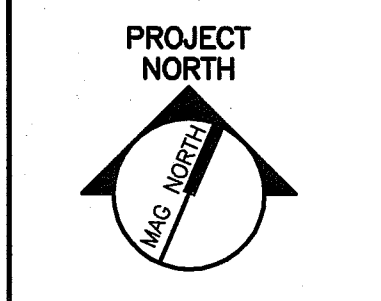

1. REFER TO DWG. M-001 FOR ABBREVIATIONS AND LEGEND.

**KEYED NOTE:**

① ROUTE 3/4"LPS & 1/2"LPR TO HUMIDIFIER H-2. CONNECT 3/4"LPS TO EXISTING STEAM PIPING IN MECHANICAL ROOM. ROUTE 1/2"LPR TO EXISTING CONDENSATE RECEIVER.

144 For Street/P.O. Box 619  
Portland, Maine 04104  
tel. (207) 775-3846  
fax. (207) 775-1070  
www.smartinc.com

ARCHITECTURE  
ENGINEERING  
PLANNING  
INTERIOR DESIGN  
COMMISSIONING



**MAINE MEDICAL CENTER  
NUCLEAR MEDICINE RENOVATIONS - PHASE 2**  
PORTLAND, MAINE

**ISSUED FOR CONSTRUCTION  
10-10-14**

CURRENT ISSUE STATUS:

REV	DESCRIPTION	DATE
0	ISSUED FOR CONSTRUCTION	10-10-14

GRAPHIC SCALE:  
0" 1"

SCALE: 1/4"=1'-0"  
PROJECT MANAGER: DJV  
IC/DRAWN BY: FV  
A/E OF RECORD: KDD  
CAD FILE: MP101-14113  
PROJECT NO: 14113  
DATE: 10-10-14

SHEET TITLE:  
**HVAC PIPING  
NEW WORK  
PLAN**

SHEET No.  
**MP101**  
© copyright 2013 smart inc.