

F1 DEMOLITION PLAN

1/4"=1'-0"


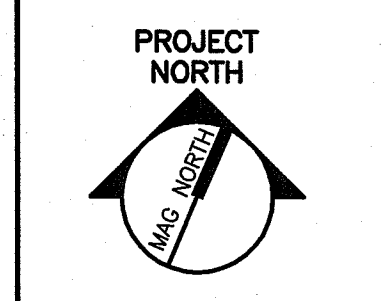

DEMOLITION KEY NOTES:

- 1 REMOVE PARTITION ASSEMBLY IN ITS ENTIRETY.
- 2 REMOVE EXISTING PLUMBING FIXTURE COMPLETE.
- 3 REMOVE EXISTING CASEWORK COMPLETE.
- 4 REMOVE DOOR, FRAME AND HARDWARE ASSEMBLY.
- 5 REMOVE CEILING TILE AND GRID ASSEMBLY OR GWB CEILING ASSEMBLY COMPLETE. COORDINATE EXTENTS OF REMOVAL WITH PARTITION LOCATIONS AND EXISTING FINISHES TO REMAIN.
- 6 REMOVE FLOORING SYSTEM AND PREPARE SUBSTRATE FOR PROPOSED FLOORING. COORDINATE EXTENT WITH PROPOSED FINISH.
- 7 REMOVE PARTITION ASSEMBLY TO THE EXTENT REQUIRED FOR INSTALLATION OF DOOR. COORDINATE EXTENTS WITH FINISHES TO REMAIN. REFERENCE DOOR SCHEDULE.
- 8 MEDICAL EQUIPMENT REMOVED BY OWNER
- 9 REMOVE ANY MISC. WALL MOUNTED ITEMS ALONG WALL SURFACE. PROVIDE ITEM TO OWNER.

GENERAL DEMOLITION NOTES:

- 1. COORDINATE EXTENT OF DEMOLITION WITH THE REQUIREMENTS OF OTHER WORK OF THIS CONTRACT AS DESCRIBED HERE IN AND IN THE CONTRACTORS SUBMITTALS, AND WITH LOCATIONS OF FINISHES NOTED AS EXISTING TO REMAIN.
- 2. ANY WALL, PARTITION OR SURFACE DISTURBED BY WORK OF THIS CONTRACT SHALL BE PATCHED AND FINISHED CONTINUOUSLY TO THE NEAREST CORNER UNLESS NOTED OTHERWISE, MATCH EXISTING ADJACENT CONSTRUCTION FINISHES, CONTINUITY AND FIRE RATINGS UNLESS NOTED OTHERWISE.
- 3. PROTECT ALL FINISHES, MATERIALS AND EQUIPMENT NOTED AS EXISTING TO REMAIN. CONTRACTOR SHALL BE RESPONSIBLE TO REPLACE ALL FINISHES, MATERIALS AND EQUIPMENT DAMAGED DURING CONSTRUCTION.
- 4. FOR EXTENTS OF CEILING GRID REMOVALS AND ADJUSTMENTS REFER TO SHEET AE110.
- 5. DIMENSIONS INDICATED ± ARE EXISTING CONDITION DIMENSIONS TO BE VERIFIED IN FIELD.
- 6. OWNER IS RESPONSIBLE FOR THE REMOVAL AND RELOCATION OF EXISTING FURNITURE WITH IN SCOPE OF CONSTRUCTION.
- 7. ALL MEDICAL COMPUTER EQUIPMENT WILL BE REMOVED AND RELOCATED BY OWNER, AN/OR OWNERS CONTRACTOR.

144 Fore Street/P.O. Box 618
Portland, Maine 04104
tel. (207) 772-3846
fax. (207) 772-1070
www.smrinc.com



**MAINE MEDICAL CENTER
NUCLEAR MEDICINE RENOVATIONS - PHASE 2**
PORTLAND, MAINE
**ISSUED FOR CONSTRUCTION
10-10-14**

REV	DESCRIPTION	DATE
0	ISSUED FOR CONSTRUCTION	10-10-14

GRAPHIC SCALE:
0" 1"

SCALE: 1/4"=1'-0"
PROJECT MANAGER: DJV
JC/DRAWN BY: MDR
A/E OF RECORD: DJV
CAD FILE: AD101-13128
PROJECT NO: 14113
DATE: 10-10-14

SHEET TITLE:
**DEMOLITION
PLAN**

SHEET No.
AD101
© COPYRIGHT 2013 SMRT INC.