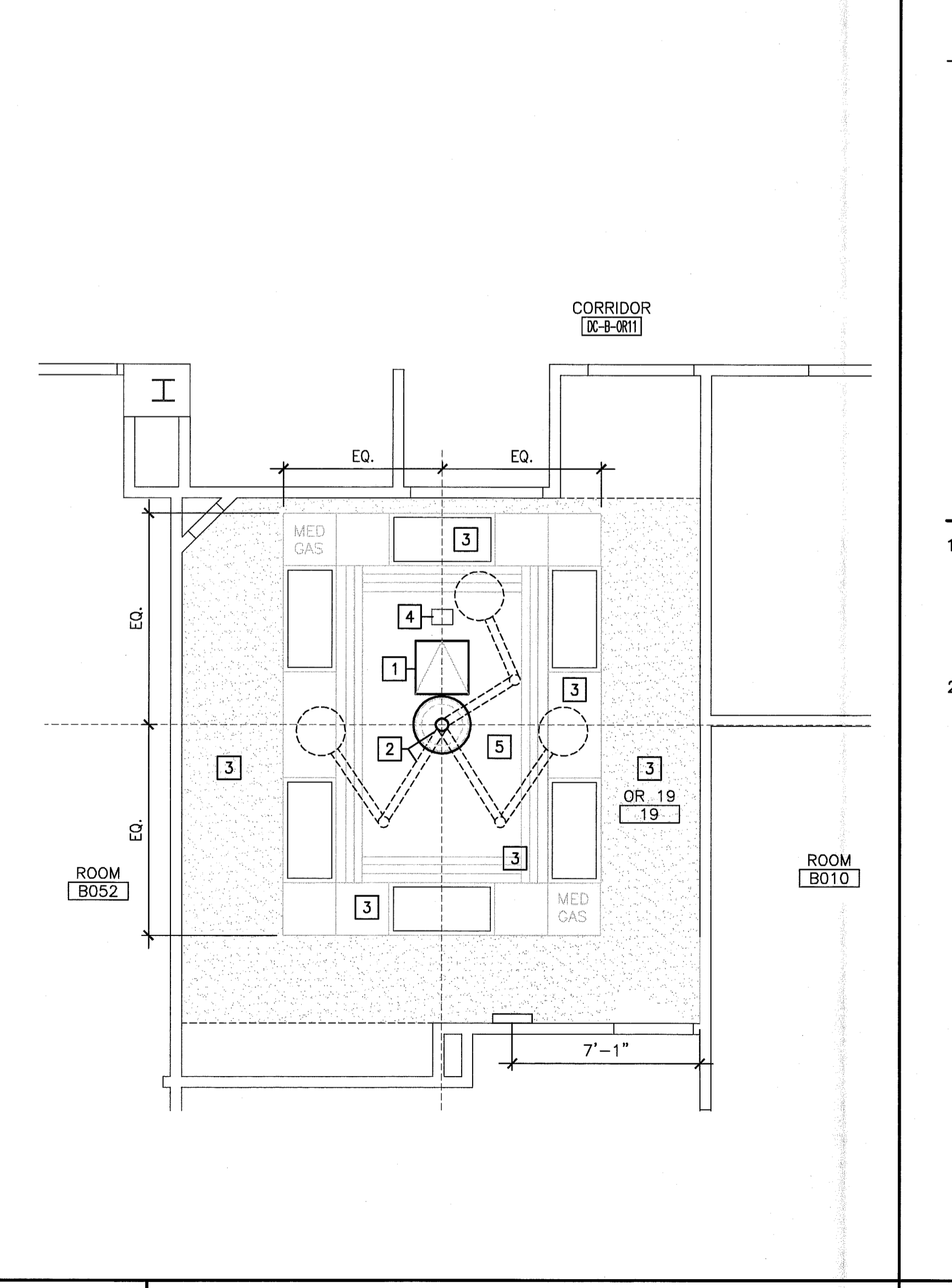



J1 PART PLAN OR ROOM #3

J7 PART PLAN OR ROOM #13 AND #15

1/4" = 1'-0"

1/4" = 1'-0"



A7 PART PLAN OR ROOM #19

1/4" = 1'-0"

RCP SYMBOL LEGEND

- 2x2 SUSPENDED CEILING PANEL AND GRID ASSEMBLY.
- GWB CEILING.
- 2x2 LAY-IN LIGHT FIXTURE.
- 2x4 LAY-IN LIGHT FIXTURE.
- 1x4 LIGHT FIXTURE.
- FLOURESCENT STRIP SIXTURE.
- DOWN LIGHT.
- CEILING MOUNTED EXIT LIGHT.
- RETURN AIR GRILLE.
- SUPPLY AIR GRILLE.
- EXHAUST AIR GRILLE.

RCP GENERAL NOTES:




1. EXISTING CEILING/EQUIPMENT TO REMAIN. PROTECT ALL ADJACENT FINISHES AND CLEAN TO PRE CONSTRUCTION CONDITION. ALL AND ANY ITEM DAMAGED DURING CONSTRUCTION WILL BE THE CONTRACTORS RESPONSIBILITY TO REPLACE/REPAIR.
2. PAINT ALL CEILING SURFACES DISTURBED DURING CONSTRUCTION. MATCH EXISTING COLOR, FINISH AND PRODUCT. COORDINATE WITH OWNER AND ARCHITECT ON ANY UNCERTAINTY IN FINISH PRODUCTS.

RCP KEYED NOTES:

- 1 PROVIDE 24"x24" HINGED SERVICE ACCESS PANEL IN GWB CEILING WITHIN 38" OF LIGHT SPINDLE. PLACE HINGE ON OPPOSITE SIDE FROM LIGHT TRIM RING.
- 2 STERIS CEILING PLATE, SPINDLE, SPRING ARM AND LIGHT
- 3 EXISTING CEILING, LIGHTS, HVAC DIFFUSERS
- 4 EXISTING EMERGENCY LIGHT
- 5 PATCH 4'x SECTION OF GWB CEILING PREVIOUSLY REMOVED TO INSTALL LIGHT MOUNT, MATCH EXISTING ADJACENT CONSTRUCTION

144 Fore Street/P.O. Box 618  
Portland, Maine 04104  
tel. (207) 772-3846  
fax. (207) 772-1070  
www.smrinc.com

ARCHITECTURE  
ENGINEERING  
PLANNING  
INTERIOR DESIGN  
COMMISSIONING



MAINE MEDICAL CENTER  
OR LIGHT REPLACEMENT, OR #3, #13, #15, #19  
22 BROWN HALL ST. PORTLAND, MAINE  
ISSUED FOR CONSTRUCTION 7-10-12  
CURRENT ISSUE STATUS:

REV	DESCRIPTION	DATE
0	ISSUED FOR CONSTRUCTION	7-10-12

GRAPHIC SCALE:  
0" 1"

SCALE: 1/4" = 1'-0"  
PROJECT MANAGER: DJV  
JC/DRAWN BY: MDR  
A/E OF RECORD: DJV  
CAD FILE: AE102-12078  
PROJECT NO: 12078  
DATE:  
SHEET TITLE:  
REFLECTED CEILING PLAN

SHEET No. AE102  
© COPYRIGHT 2012 SMRT INC.