

1 BASEMENT REFLECTED CEILING PLAN
1/8" = 1'-0"

GENERAL NOTES:

- REFER TO G-001 FOR PROJECT GENERAL NOTES AND ABBREVIATIONS.

REFLECTED CEILING NOTES:

- UNLESS INDICATED OTHERWISE, CENTER CEILING GRIDS IN ROOMS. USE HALF TILES OR GREATER AT PERIMETERS WHERE POSSIBLE.
- ALIGN CEILING ITEMS AS SHOWN, WITH COMMON CENTERLINES, TYPICALLY. CENTER ITEMS IN CEILING, OR IN AREAS UNLESS INDICATED OTHERWISE.
- REFER TO ROOM FINISH SCHEDULE FOR CEILING FINISHES TO BE PROVIDED.
- FIRE SPRINKLERS SHALL BE CENTERED IN CEILING TILE SQUARES.
- FIRE SPRINKLERS SHALL BE LOCATED IN ALIGNMENT WITH OTHER CEILING ITEMS TYPICALLY.
- FIRE SPRINKLERS SHALL BE PLACED TO COORDINATE WITH LIGHT FIXTURE POSITIONS INDICATED.
- REFER TO FLOOR PLANS FOR EQUIPMENT SCHEDULE.

SYMBOLS LEGEND:

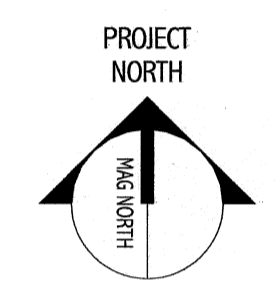


- 2x2 SUSPENDED CEILING PANEL AND GRID ASSEMBLY
- GWB CEILING
- 2x2 LAY-IN LIGHT FIXTURE
- 2x4 LAY-IN LIGHT FIXTURE
- DOWN LIGHT
- CEILING MOUNTED EXIT LIGHT
- RETURN AIR GRILLE
- SUPPLY AIR GRILLE
- EXHAUST AIR GRILLE
- CUBICLE CURTAIN AND TRACK

UNISTRUT NOTES:

- REUSE OF THE EXISTING UNISTRUT SYSTEM IS INTENDED FOR SUPPORT OF NEW IMAGING EQUIPMENT. INFORM ARCHITECT WHEN SUFFICIENT DEMOLITION HAS OCCURRED TO ALLOW FOR VISUAL INSPECTION OF EXISTING COMPONENTS. NO NEW EQUIPMENT IS TO BE PLACED ON THE EXISTING SUPPORTS UNTIL APPROVAL FROM PROJECT STRUCTURAL ENGINEER HAS BEEN RECEIVED.
- ONE ADDITIONAL LINE OF UNISTRUT IS REQUIRED TO SATISFY TO THE NEW EQUIPMENT LAYOUT. METHOD OF ATTACHMENT WILL BE SIMILAR TO IN-PLACE HANGARS. ADDITIONAL DIRECTION FOR NEW MEMBERS WILL BE GIVEN DURING REVIEW OF EXISTING MATERIALS.

144 Fore Street, Ste. 618
Portland, Maine 04104
Tel: (207) 772-3846
Fax: (207) 772-0770
www.smrt.com

ARCHITECTURE
ENGINEERING
PLANNING
INTERIOR DESIGN
COMMISSIONING



Bramhall Radiology
FLUORO RENOVATIONS
PORTLAND, ME
ISSUED FOR CONSTRUCTION
8.24.10
CURRENT ISSUE STATUS

NO.	DESCRIPTION	DATE
0	ISSUED FOR CONSTRUCTION	8.24.10

GRAPHIC SCALE:
0" 1"

SCALE: As indicated
PROJECT MANAGER: DM
DRAWN BY: ART
A/E OF RECORD: DM
PROJECT NO: 09022-02
DATE: 8.24.10

SHEET TITLE:
BASEMENT REFLECTED CEILING PLAN

SHEET No.
A-102