Reviewed for Code Compliance
Inspections Division
Approved with Conditions

Date: 02/08/16

# FLOOR/CEILING SYSTEMS, WOOD FRAMED

GA FILE NO. FC 5105 | PROPRIETARY | 1 HOUR FIRE | 50 TO 54 STC SOUND

## GYPSUM WALLBOARD, RESILIENT CHANNELS, WOOD JOISTS

One layer 1/2" proprietary type X gypsum wallboard or gypsum veneer base applied at right angles to resilient furring channels 24" o.c. with 1" Type S drywall screws 12" o.c. Gypsum board end joints located midway between continuous channels and attached to additional pieces of channel 60" long with screws at 12" o.c. Resilient channels applied at right angles to 2 x 10 wood joists 16" o.c. with 6d common nails. Wood joists supporting 19/32" plywood and 1" proprietary sanded gypsum underlayment.

STC rated with 3 1/2" glass fiber insulation in joist spaces and with carpet and pad. Second layer of gypsum wallboard required to achieve 1 hour fire resistance rating when glass fiber insulation is used.

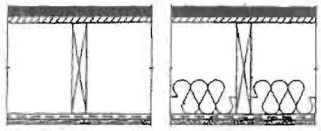

Approx. Ceiling Weight: 2 psf
Fire Test: UL R6352, 4-21-71, UL Design L502
Sound Test: G&H BW-10 MT, 10-13-70
IIC & Test: (73 C & P) G&H BW-10 MT, 10-13-70

### PROPRIETARY GYPSUM BOARD

| | | |
|---|---|---|
| American Gypsum Company | - | 1/2" TYPE X PLUS |
| Celotex Corporation | - | 1/2" FI-ROK PLUS™ |
| Continental Gypsum | - | 1/2" *MoreRock*® FireBar® Type C (CGTC-C) |
| G-P Gypsum | - | 1/2" GyProc® Fireguard® C |
| James Hardie Gypsum | - | 1/2" Hardirock® Brand Max "C"™ Gypsum Panels |
| Lafarge Gypsum | - | 1/2" Firecheck® Type C |
| Pabco Gypsum | - | 1/2" FLAME CURB® Super 'C' |
| Temple-Inland Forest Products Corporation | - | 1/2" FIRE-RATED "T" |

GA FILE NO. FC 5107 | PROPRIETARY | 1 HOUR FIRE | 55 TO 59 STC SOUND

## GYPSUM WALLBOARD, RESILIENT CHANNELS, WOOD JOISTS, GYPSUM FLOOR UNDERLAYMENT

One layer 5/8" proprietary type X gypsum wallboard or gypsum veneer base applied at right angles to resilient furring channels 24" o.c. with 1" Type S drywall screws 12" o.c. Gypsum board end joints located midway between continuous channels and attached to additional pieces of channel 54" long with screws at 12" o.c. Resilient furring channels applied at right angles to 2 x 10 wood joists 16" o.c. with 1 1/4" Type W screws. Wood joists supporting 19/32" plywood subfloor and 3/4" 1000 psi sanded gypsum floor underlayment.



Approx. Ceiling Weight: 3 psf
Fire Test: UL R1319-65, 11-16-64, UL Design L514
Field Sound Test: INTEST 5-761-3, 12-5-77

### PROPRIETARY GYPSUM BOARD

| | | |
|---|---|---|
| Celotex Corporation | - | 5/8" FI-ROK PLUS™ |
| Continental Gypsum | - | 5/8" *MoreRock*® FireBar® Type C (CGTC-C) |
| G-P Gypsum | - | 5/8" GyProc® Fireguard® C |
| James Hardie Gypsum | - | 5/8" Hardirock® Brand Max "C"™ Gypsum Panels |
| Lafarge Gypsum | - | 5/8" Firecheck® Type C |
| Pabco Gypsum | - | 5/8" FLAME CURB® Super 'C' |
| United States Gypsum Company | - | 5/8" SHEETROCK® Brand Gypsum Panels, FIRECODE® C Core |

GA FILE NO. FC 5110 | GENERIC | 1 HOUR FIRE | 50 TO 54 STC SOUND

## WOOD JOISTS, GYPSUM LATH, GYPSUM PLASTER, RESILIENT CHANNELS

1/2" 1:2-1:3 gypsum-sand plaster applied over 3/8" type X gypsum lath applied at right angles to resilient furring channels 16" o.c with three 3/4" Type S drywall screws at each furring channel 3" wide woven wire strips applied over gypsum lath and parallel to and directly over resilient channels with 7/8" Type S drywall screws with diamond washers 16" o.c. Resilient channels applied at right angles to 2 x 10 wood joists 16" o.c. with 6d coated nails, 1 7/8" long, 0.0915" shank, 1/4" heads. Wood joists supporting 1" nominal wood subfloor and 1" nominal wood finish floor.

Sound tested with 3" glass fiber insulation batts in joist space, sound deadening felt, and carpet and pad.

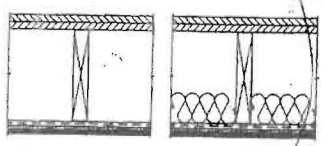

Approx. Ceiling Weight: 6.25 psf
Fire Test: SFT-42, 5-7-66
Sound Test: CK 6712-5, 6-9-67
IIC & Test: (68 C & P) CK 6712-5, 6-9-67

[1] Contact the manufacturer for more detailed information on proprietary products.