


Field Configurable Horns and Strobes

Genesis Series



ECS/MNS appliances available with clear or amber lenses.



Overview

The Genesis line of fire alarm and mass notification/emergency communications (ECS/MNS) signals are among the smallest, most compact audible-visible life safety signaling devices in the world. About the size of a deck of playing cards, these devices are designed to blend with any decor.

Thanks to patented breakthrough technology, Edwards Genesis strobes do not require bulky specular reflectors and lenses. Instead, an exclusive cavity design conditions light to produce a highly controlled distribution pattern. Significant development efforts employing this new technology have given rise to a new benchmark in strobe performance – FullLight technology.

FullLight strobe technology produces a smooth light distribution pattern without the spikes and voids characteristic of specular reflectors. This ensures the entire coverage area receives consistent illumination from the strobe flash. As a result, Genesis strobes with FullLight technology go well beyond the UL-1971 and ULC-S526 light distribution requirements.

Genesis strobes and horn-strobes offer selectable candela output by means of a conveniently-located switch on the side of the device. Models are also available that offer fixed 15/75 cd output. The candela output setting remains clearly visible even after final installation, yet it stays locked in place to prevent unauthorized tampering.

Genesis ECS/MNS appliances offer emergency signaling with clear or amber lenses and with optional ALERT housing labels. They are ideal for applications that require differentiation between fire alarm and mass notification alerts.

Standard Features

- **Unique low-profile design**
 - The most compact UL-1971/ULC-S526 listed strobe available
 - Ultra-slim – protrudes less than one inch
 - Attractive appearance
 - No visible mounting screws
- **Four field-configurable options in one device**
 - Select 15, 30, 75, or 110 cd strobe output
 - Select high (default) or low dB horn output
 - Select temporal (default) or steady horn output
 - Select public mode flash rate (default) or private mode temporal flash
- **Fixed 15/75 cd model available**
- **ECS/MNS models available**
- **Easy to install**
 - Fits standard 1-gang electrical boxes – no trim plate needed
 - Optional trim plate accommodates oversized openings
 - Pre-assembled with captive hardware
 - #12 AWG terminals – ideal for long runs or existing wiring
- **Unparalleled performance**
 - Industry's most even light distribution
 - Meets tough synchronizing standards for strobes
 - Single microprocessor controls both horn and strobe
 - Independent horn control over a single pair of wires
 - Highly regulated in-rush current
 - Multiple frequency tone improves sound penetration
 - Field-programmable temporal strobe output option

Application

Genesis strobes are UL 1971-listed for use indoors as wall-mounted public-mode notification appliances for the hearing impaired. Prevailing codes require strobes to be used where ambient noise conditions exceed 105 dBA (87dBA in Canada), where occupants use hearing protection, and in areas of public accommodation as defined in the *Americans with Disabilities Act* (see *application notes – USA*).

Combination horn-strobe signals must be installed in accordance with guidelines established for strobe devices. Consult with your Authority Having Jurisdiction for details.

All Genesis strobes exceed UL synchronization requirements (within 10 milliseconds over a two-hour period) when used with a synchronization source. Synchronization is important in order to avoid epileptic sensitivity.

WARNING: These devices will not operate without electrical power. As fires frequently cause power interruptions, further safeguards such as backup power supplies may be required.

Horns

Genesis horn output reaches as high as 99 dB and features a unique multiple frequency tone that results in excellent sound penetration and an unmistakable warning of danger. Horns may be configured for either coded or non-coded signal circuits. They can also be set for low dB output with a jumper cut that reduces horn output by about 5 dB. Horn-only models may be ceiling-mounted or wall-mounted.

The suggested sound pressure level for each signaling zone used with alarm signals is at least 15 dB above the average ambient sound level, or 5 dB above the maximum sound level having a duration of at least 60 seconds, whichever is greater, measured 5 feet (1.5 m) above the floor. The average ambient sound level is, A-weighted sound pressure measured over a 24-hour period.

Doubling the distance from the signal to the ear will theoretically result in a 6 dB reduction of the received sound pressure level. The actual effect depends on the acoustic properties of materials in the space. A 3 dBA difference represents a barely noticeable change in volume.

ECS/MNS Applications

Genesis ECS/MNS strobe appliances bring the same high-performance fire alarm features and unobtrusive design to mass notification applications. Available with amber lenses and optional ALERT housing labels, they are ideal for applications that require differentiation between fire alarm and mass notification alerts.

Installation

Genesis horns and strobes mount to any standard one-gang surface or flush electrical box. Matching optional trim plates are used to cover oversized openings and can accommodate one-gang, two-gang, four-inch square, or octagonal boxes, and European 100 mm square.



Genesis Horn/Strobe with optional trim plate

All Genesis signals come pre-assembled with captive mounting screws for easy installation. Two tabs at the top of the signal unlock the cover to reveal the mounting hardware. The shallow depth of Genesis devices leaves ample room behind the signal for extra wiring. Once installed with the cover in place, no mounting screws are visible.

Field Configuration

Temporal horn and horn-strobe models are factory set to sound in a **three-pulse temporal pattern**. Units may be configured for use with coded systems by cutting a jumper on the circuit board. This results in a **steady output** that can be turned on and off (coded) as the system applies and removes power to the signal circuit. A Genesis Signal Master is required when horn-strobe models are configured for coded systems. Non-temporal, horn-only models sound a steady tone.

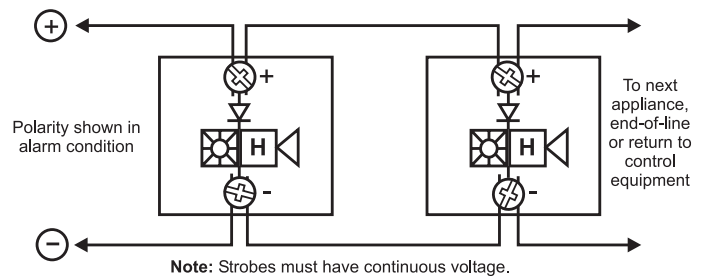
Genesis clear strobes and horn-strobes are shipped from the factory ready for use as **UL 1971 compliant** signals for public mode operation. These signals may be configured for **temporal flash** by cutting a jumper on the circuit board. This battery-saving feature is intended for private mode signaling only.

Genesis clear strobes and horn-strobes may be set for **15, 30, 75, or 110 candela output**. The output setting is changed by simply opening the device and sliding the switch to the desired setting. The device does not have to be removed to change the output setting. The setting remains visible through a small window on the side of the device after the cover is closed.

Horns and horn-strobes are factory set for **high dB output**. **Low dB output** may be selected by cutting a jumper on the circuit board. This reduces the output by about 5 dB.

Wiring

Field wiring terminals accommodate #18 to #12 AWG (0.75 mm² to 2.5 mm²) wiring. Horns, strobes, and combination horn-strobes are interconnected with a single pair of wires as shown below.



Current Draw

Strobes, Horn-Strobes

Multi-cd Wall Strobes (G1-VM)

UL Rating	15 cd* RMS	30 cd* RMS	15/75 cd** RMS	75 cd* RMS	110 cd* RMS
16 Vdc	103	141	152	255	311
16 Vfwr	125	179	224	346	392

*G1-VM multi-cd; **G1F-V1575 fixed 15/75 cd

Typical Current	15 cd RMS	30 cd RMS	15/75 RMS	75 cd RMS	110 cd RMS
16 Vdc	85	127	150	245	285
20 Vdc	71	98	123	188	240
24 Vdc	59	82	104	152	191
33 Vdc	46	64	84	112	137
16 Vfwr	119	169	223	332	376
20 Vfwr	103	143	189	253	331
24 Vfwr	94	129	169	218	262
33 Vfwr	87	112	148	179	205

Wall Temporal Horn-strobes – High dB Setting

UL Rating	15 cd* RMS	30 cd* RMS	15/75 cd** RMS	75 cd* RMS	110 cd* RMS
16 Vdc	129	167	172	281	337
16 Vfwr	176	230	269	397	443

*G1-HDVM multi-cd
**G1F-HDV1575 fixed 15/75 cd

Typical Current	15 cd RMS	30 cd RMS	15/75 RMS	75 cd RMS	110 cd RMS
16 Vdc	102	135	160	246	309
20 Vdc	88	109	137	193	248
24 Vdc	81	94	122	161	203
33 Vdc	74	72	106	124	154
16 Vfwr	144	182	247	352	393
20 Vfwr	141	162	220	274	362
24 Vfwr	136	152	203	235	282
33 Vfwr	125	144	196	201	232

Wall Temporal Horn-strobes – Low dB Setting

UL Rating	15 cd* RMS	30 cd* RMS	15/75 cd** RMS	75 cd* RMS	110 cd* RMS
16 Vdc	122	160	146	274	330
16 Vfwr	162	216	231	383	429

*G1-HDVM multi-cd
**G1F-HDV1575 fixed 15/75 cd

Typical Current	15 cd RMS	30 cd RMS	15/75 RMS	75 cd RMS	110 cd RMS
16 Vdc	96	130	158	243	302
20 Vdc	79	104	133	189	241
24 Vdc	68	88	119	156	197
33 Vdc	56	71	100	118	146
16 Vfwr	128	180	241	344	389
20 Vfwr	118	157	213	266	343
24 Vfwr	113	144	195	230	279
33 Vfwr	112	137	182	197	226

Horns

Wall or Ceiling Mounted Temporal Horns (G1-HD)

UL Rating	High dB (RMS)	Low dB (RMS)
16 Vdc	26	19
24 Vdc	36	27
33 Vdc	41	33
16 Vfwr	51	37
24 Vfwr	69	52
33 Vfwr	76	70

Typical Current	High dB RMS	Low dB RMS
16 Vdc	22	17
20 Vdc	24	19
24 Vdc	27	22
33 Vdc	32	26
16 Vfwr	34	30
20 Vfwr	40	34
24 Vfwr	45	38
33 Vfwr	52	47

Wall or Ceiling Mounted Horns (G1-P)

UL Designation	Voltage Range	Max. Current, RMS
Regulated 24 Vdc	16 - 33 Vdc	13 mA
24 fwr	16 - 33 Vfwr	11 mA

Typical Current	RMS
24 Vdc	10
24 Vdc	11
31 Vdc	12
20 Vfwr	9
24 Vfwr	10

Current values are shown in mA.

dBA output

Temporal Horns, Horn-strobes (G1-HD, G1-HDVM series)

High dB Setting	UL464		Average	Peak
	Temporal	Steady	Temporal/Steady	Temporal/Steady
16 Vdc	81.4	85.5	91.4	94.2
24 Vdc	84.4	88.6	94.5	97.6
33 Vdc	86.3	90.4	96.9	99.5

Low dB Setting	UL464		Average	Peak
	Temporal	Steady	Temporal/Steady	Temporal/Steady
16 Vdc	76.0	80.1	86.3	89.2
24 Vdc	79.4	83.5	89.8	92.5
33 Vdc	82.1	86.5	92.5	95.3

Steady Tone Horns (G1-P series)

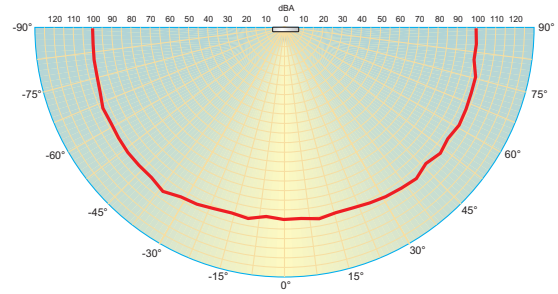
	UL464	Average	Peak
16 Vdc	77 dBA, min	85 dBA	91 dBA
16 Vfwr	77 dBA, min	85 dBA	91 dBA

Notes

1. All values shown are dBA measured at 10 feet (3.01m).
2. UL464 values measured in reverberant room.
3. Average and Peak values are measured in anechoic chamber.

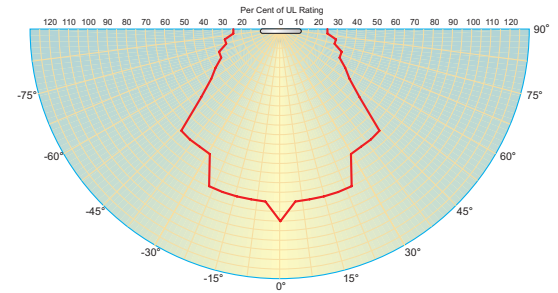
Average Sound Output (dBA)

(High dB setting, anechoic, 24V, measured at 10ft)



Light output - (effective cd)

Percent of UL rating versus angle



Specifications

Housing	Red or white textured UV stabilized, color impregnated engineered plastic. Exceeds 94V-0 UL flammability rating.
Lens	Optical grade polycarbonate (clear)
Mounting (indoor only)	Strobes and horn-strobes are for wall-mount installation only. Horn-only models may be ceiling- or wall-mounted. Flush mount: 2½ inch (64 mm) deep one-gang box Surface mount: Model 27193 surface mount box, wiremold box, or equivalent surface-mount box With optional trim plate: One-gang, two-gang, four-inch square, octagonal, or European single-gang box
Wire connections	Screw terminals: single input for both horn and strobe. #18 to #12 AWG (0.75 mm ² to 2.5 mm ²) wire size
Operating environment	Indoor only: 32-120°F (0-49°C) ambient temperature. 93% relative humidity
Agency listings/approvals	UL 1971, UL 1638, UL 464, ULC S525, ULC S526, CSFM, CE, FCC, MEA. (All models comply with ADA Code of Federal Regulation Chapter 28 Part 36 Final Rule.)
Dimensions (HxWxD)	Signal: 4-1/2" x 2-3/4" x 13/16" (113 mm x 68 mm x 21 mm) Trimplate: 5" (127 mm); Height – 5-7/8" (149 mm); Depth – ½" (13 mm)
Operating voltage	G1-HD series temporal-tone horns: non-coded, filtered 16-33 Vdc or unfiltered 16-33 Vdc FWR (or coded when horn set to steady tone) G1-HDVM series temporal-tone horn-strobes: non-coded, filtered 16-33 Vdc or unfiltered 16-33 Vdc FWR (or coded (audible NAC only) when used with optional G1M Genesis Signal Master) G1-VM series strobes: non-coded, filtered 16 - 33 Vdc or unfiltered 16-33 Vdc FWR G1-P series steady-tone horns: coded or non-coded, filtered 20-31 Vdc or unfiltered 20-27 Vfwr
Strobe output rating	UL 1971, UL 1638, ULC S526: selectable 15 cd, 30 cd, 75 cd, or 110 cd output UL 1971: 15 cd (fixed 15/75 cd models) UL 1638, ULCS526: 75 cd (fixed 15/75 cd models)
Strobe flash rate	G1-VM strobes and G1-HDVM series temporal-tone horn-strobes: one flash per second synchronized with optional G1M Genesis Signal Master indefinitely within 10 milliseconds. Temporal setting (private mode only): synchronized to temporal output of horns on same circuit
Synchronization Sources	SIGA-CC1S, SIGA-MCC1S, SIGA-CC2A, SIGA-MCC2A, G1M-RM BPS6A, BPS10A, APS6A, APS10A, iO64, iO500, Firesield Plus 3, 5 and 10 zone. Add G1M for G1-CVM & G1-HDVM devices only.
Horn pulse rate	G1-HD temporal-tone horns and G1-HDVM series temporal-tone horn-strobes: temporal rate synchronized with optional G1M Genesis Signal Master indefinitely within 10 milliseconds. G1-P steady-tone horns: continuous, steady tone only
Temporal audible pattern	½ sec ON, ½ sec OFF, ½ sec ON, ½ sec OFF, ½ sec ON, 1½ sec OFF, then repeat cycle

Candela Output

Lens Color	Rating	Switch Position A	Switch Position B	Switch Position C	Switch Position D
Amber	UL 1638	110 cd	75 cd	30 cd	15 cd
Amber	UL 1971*	88 cd	60 cd	24 cd	12 cd
Clear	UL 1971	110 cd	75 cd	30 cd	15 cd

* Equivalent Rating

Fire appliances available with white or red housings.



ECS/MNS appliances available with clear or amber lenses.



Ordering Information

Model	Housing	Marking	Lens	Strobe	Horn	Ship Wt. lbs (kg)
-------	---------	---------	------	--------	------	-------------------

Fire Alarm Appliances (c/w running man icon screen printed on housing)

G1-VM	White	None	Clear	Selectable 15, 30, 75, or 110 cd	Strobe only	0.25 (0.11)
G1F-HD	White	FIRE	Clear	Horn only	Selectable high/low dB	0.25 (0.11)
G1F-HDV1575	White	FIRE	Clear	15/75 cd ¹	Temporal hi/lo dB-24V	0.25 (0.11)
G1F-HDVM	White	FIRE	Clear	Selectable 15, 30, 75, or 110 cd	Selectable high/low dB	0.25 (0.11)
G1F-P	White	FIRE	Clear	Steady Horn (not compatible with Genesis Signal Master)		0.25 (0.11)
G1F-V1575	White	FIRE	Clear	15/75 cd ¹	Strobe only	0.25 (0.11)
G1F-VM	White	FIRE	Clear	Selectable 15, 30, 75, or 110 cd	Strobe only	0.25 (0.11)
G1-HD	White	None	Clear	Horn only	Selectable high/low dB	0.25 (0.11)
G1-HDVM	White	None	Clear	Selectable 15, 30, 75, or 110 cd	Selectable high/low dB	0.25 (0.11)
G1-P	White	None	Clear	Steady Horn (not compatible with Genesis Signal Master)		0.25 (0.11)
G1RF-HD	Red	FIRE	Clear	Horn only	Selectable high/low dB	0.25 (0.11)
G1RF-HDV1575	Red	FIRE	Clear	15/75 cd ¹	Temporal hi/lo dB-24V	0.25 (0.11)
G1RF-HDVM	Red	FIRE	Clear	Selectable 15, 30, 75, or 110 cd	Selectable high/low dB	0.25 (0.11)
G1RF-P	Red	FIRE	Clear	Steady Horn (not compatible with Genesis Signal Master)		0.25 (0.11)
G1RF-V1575	Red	FIRE	Clear	15/75 cd ¹	Strobe only	0.25 (0.11)
G1RF-VM	Red	FIRE	Clear	Selectable 15, 30, 75, or 110 cd	Strobe only	0.25 (0.11)
G1R-HD	Red	None	Clear	Horn only	Selectable high/low dB	0.25 (0.11)
G1R-HDVM	Red	None	Clear	Selectable 15, 30, 75, or 110 cd	Selectable high/low dB	0.25 (0.11)
G1R-P	Red	None	Clear	Steady Horn (not compatible with Genesis Signal Master)		0.25 (0.11)
G1R-VM	Red	None	Clear	Selectable 15, 30, 75, or 110 cd	Strobe only	0.25 (0.11)

ECS/MNS Appliances (no running man icon on housing)

G1WA-VMA	White	ALERT	Amber	Selectable A, B, C or D	Strobe only	0.25 (0.11)
G1WA-VMC	White	ALERT	Clear	Selectable 15, 30, 75, or 110 cd	Strobe only	0.25 (0.11)
G1WN-VMA	White	None	Amber	Selectable A, B, C or D	Strobe only	0.25 (0.11)
G1WN-VMC	White	None	Clear	Selectable 15, 30, 75, or 110 cd	Strobe only	0.25 (0.11)

Trim Plates

G1T	White	None	Genesis Trim Plate (for two-gang or 4" square boxes)			0.15 (0.7)
G1RT	Red	None	Genesis Trim Plate (for two-gang or 4" square boxes)			0.15 (0.7)
G1T-FIRE	White	FIRE	Genesis Trim Plate (for two-gang or 4" square boxes)			0.15 (0.7)
G1RT-FIRE	Red	FIRE	Genesis Trim Plate (for two-gang or 4" square boxes)			0.15 (0.7)
G1WT-ALERT	White	ALERT	Genesis Trim Plate (for two-gang or 4" square boxes)			0.15 (0.7)

Surface Boxes

27193-16	White	N/A	One-gang surface mount box			1 (0.4)
27193-11	Red	N/A	One-gang surface mount box			1 (0.4)

¹ These 15/75 cd models provide fixed output and are not multi-candela devices. The 15 cd output component complies with UL1971, while the 75 cd output component complies with UL 1638.



Detection & alarm since 1872

U.S.
T 888 378 2329
F 866 503 3996

Canada
Chubb Edwards
T 519 376 2430
F 519 376 7258

Southeast Asia
T : +65 6391 9300
F : +65 6391 9306

India
T : +91 80 4344 2000
F : +91 80 4344 2050

Australia
T +61 3 9239 1200
F +61 3 9239 1299

Europe
T +32 2 725 11 20
F +32 2 721 86 13

Latin America
T 305 593 4301
F 305 593 4300

utcfireandsecurity.com

© 2010 UTC Fire & Security.
All rights reserved.

[Click Here to Return to
Bill Of Material/Index](#)