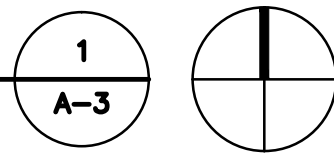


ANTENNA DETAILS

SCALE: 1/4" = 1'-0"

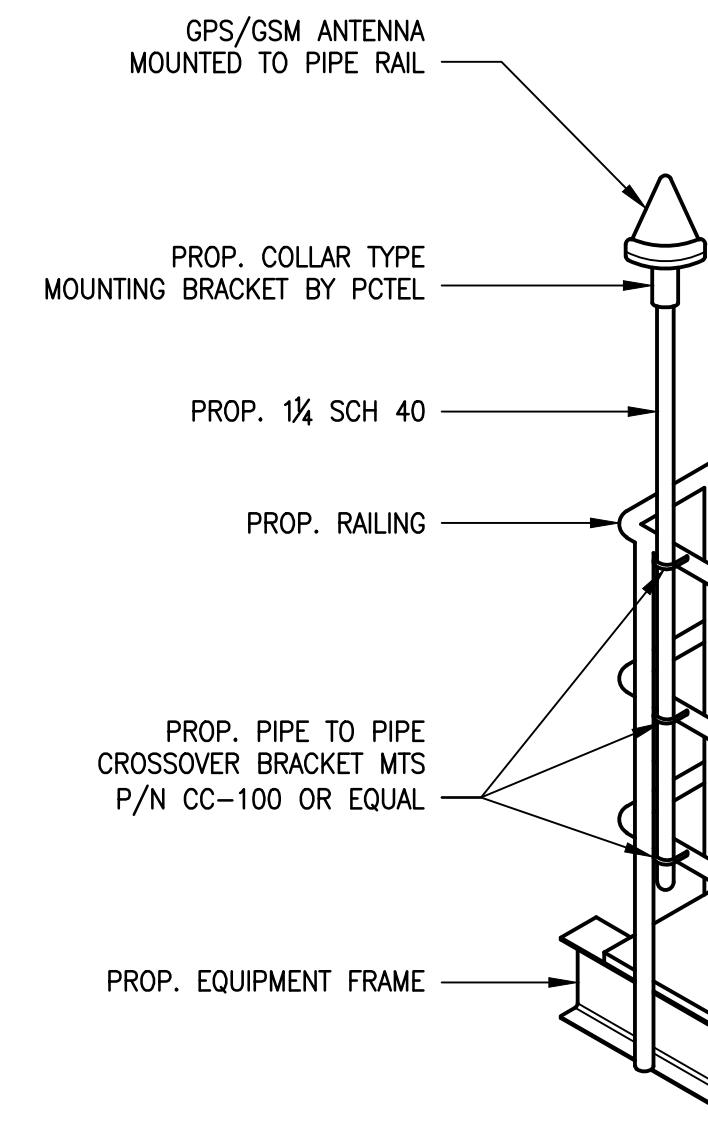
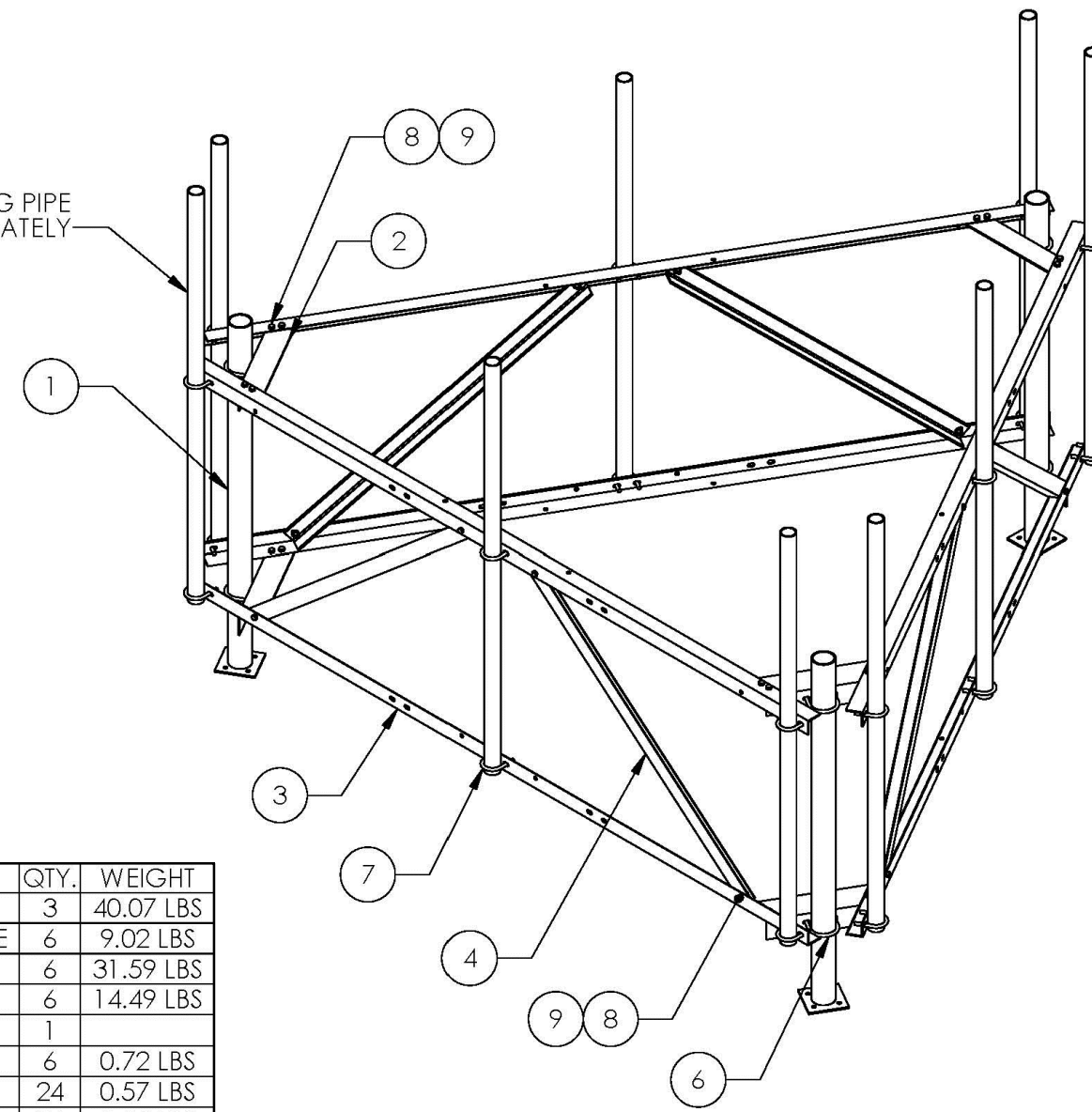


ITEM/PART NO.	DESCRIPTION	QTY.	WEIGHT
1 MT180.01	CORNER UPRIGHT (WELDMENT)	3	40.07 LBS
2 MT180.02	BRACE, CORNR ANGLE, MULTI-SECTR ROOF FRAME	6	9.02 LBS
3 MT180.03	ANGLE, HORIZONTAL MEMBER	6	31.59 LBS
4 MT180.04	ANGLE, KICKER, TRIANGULAR CELL FRAME	6	14.49 LBS
5 MT180H	HARDWARE KIT (ITEMS 6-9)	1	
6 GUB-4355	1/2" X 3-5/8" X 5" GALV U-BOLT KIT	6	0.72 LBS
7 GUB-4240	1/2" X 2-1/2" X 4" GALV U-BOLT KIT	24	0.57 LBS
8 GB-04125	1/2" X 1-1/4" GALV BOLT KIT	36	0.54 LBS
9 GWF-04	1/2" GALV FLAT WASHER	36	0.01 LBS

NOTE:
SEE SHEET S-3 FOR ANTENNA
FRAME MOUNTING DETAILS.

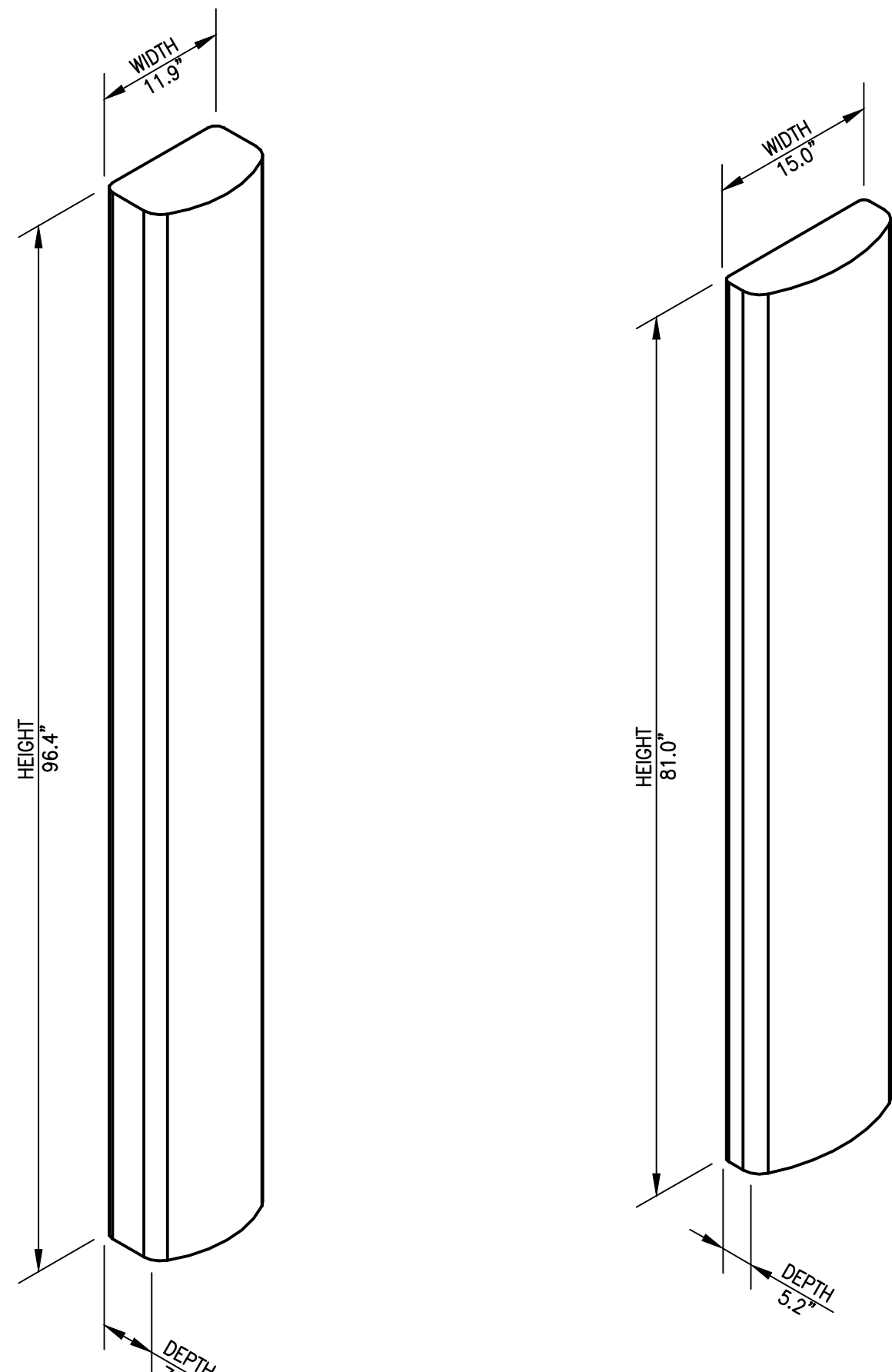
TRI-SECTOR ANTENNA FRAME

SCALE: N.T.S.



GPS MOUNTING DETAIL

SCALE: 1-1/2" = 1'-0"

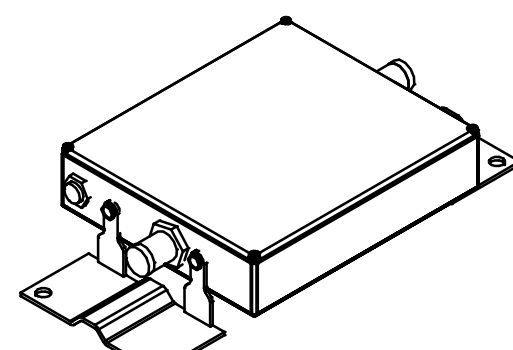


COMMSCOPE PANEL ANTENNA
DIMENSIONS: 96.4"H x 11.9"W x 7.1"D
WEIGHT: 50.3 LBS
1 PER SECTOR, TOTAL OF 3

CELLMAX PANEL ANTENNA
DIMENSIONS: 81.0"H x 15.0"W x 5.2"D
WEIGHT: 62.0 LBS
2 PER SECTOR, TOTAL OF 6

ANTENNA ISOMETRIC

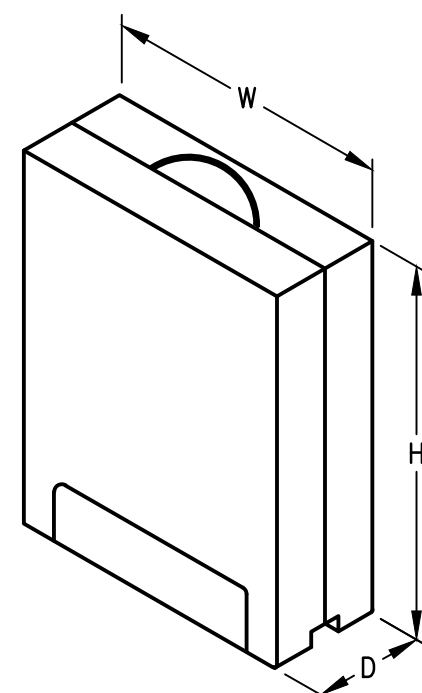
SCALE: N.T.S.



TMA 17/21
DIMENSIONS: 7.7"H x 7.5"W x 3.4"D
WEIGHT: 11.0 LBS
2 PER SECTOR, TOTAL OF 6

TMA ISOMETRIC

SCALE: N.T.S.

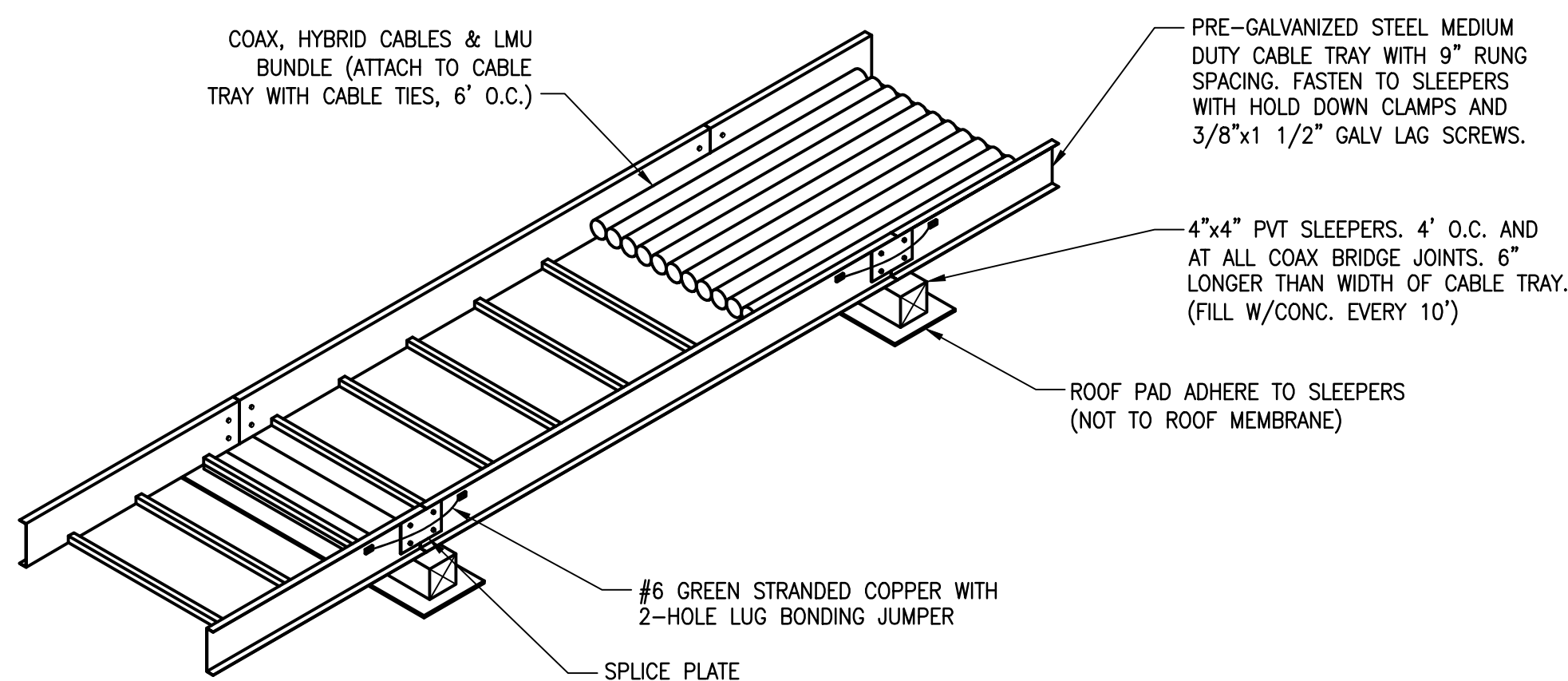


RRUS-11
DIMENSIONS: 20.0"H x 17"W x 7"D
WEIGHT: 50.7 LBS
1 PER SECTOR, TOTAL OF 3

RRU ISOMETRIC

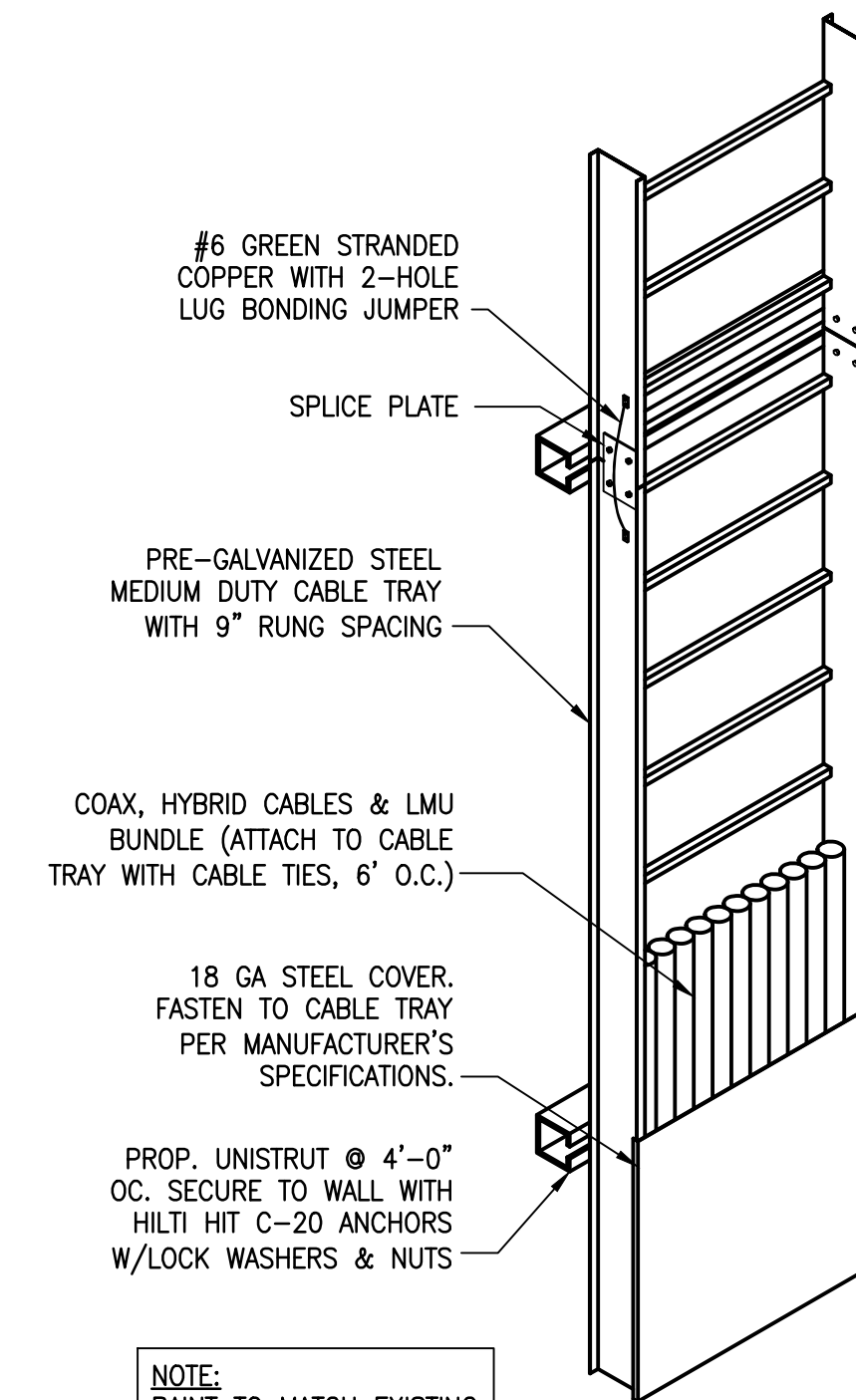
SCALE: N.T.S.

NUMBER OF COAXIAL CABLES	WIDTH OF CABLE TRAY	LOADING DEPTH OF CABLE TRAY
12	24"	4"
8	18"	4"
4	12"	4"



CABLE TRAY DETAIL

SCALE: NOT TO SCALE




NOTE:
PAINT TO MATCH EXISTING BUILDING FACADE.

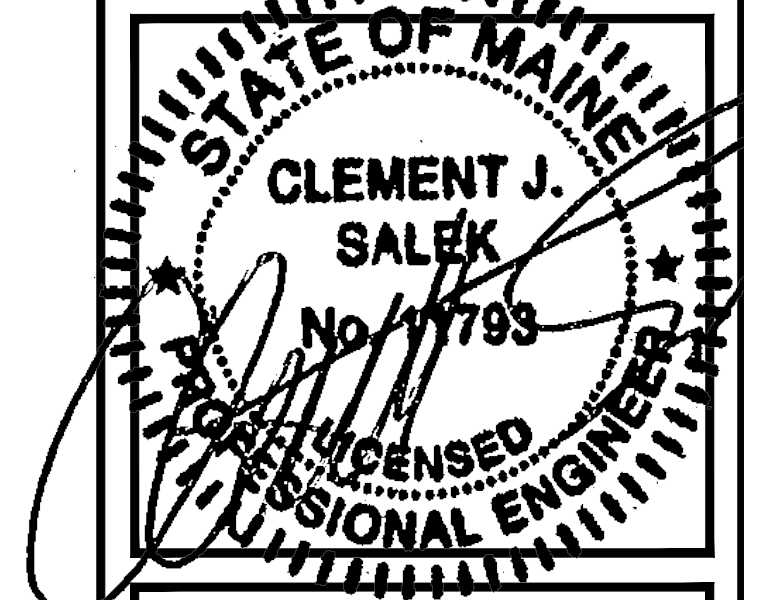
VERTICAL CABLE TRAY DETAIL

SCALE: NOT TO SCALE

T-MOBILE NORTHEAST, LLC
15 COMMERCE WAY, SUITE B
NORTON, MA 02766
OFFICE: (508) 286-2700
FAX: (508) 286-2893



R.K. EXECUTIVE CENTRE
201 BOSTON POST ROAD WEST
SUITE 301
MARLBOROUGH, MA 01752
(508) 481-7400
www.chappellengineering.com



APPROVALS

LANDLORD _____
LEASING _____
R.F. _____
ZONING _____
CONSTRUCTION _____
A/E _____

PROJECT NO: 4PB-1204-B

DRAWN BY: CMC

CHECKED BY: JMT

SUBMITTALS

1	07/27/15	CONSTRUCTION FINAL
0	12/17/14	ISSUED FOR REVIEW

THIS DOCUMENT IS THE CREATION, DESIGN, PROPERTY AND COPYRIGHTED WORK OF T-MOBILE NORTHEAST, LLC. ANY DUPLICATION OR USE WITHOUT EXPRESS WRITTEN CONSENT IS STRICTLY PROHIBITED. DUPLICATION AND USE BY GOVERNMENT AGENCIES FOR THE PURPOSES OF CONDUCTING THEIR LAWFULLY AUTHORIZED REGULATORY AND ADMINISTRATIVE FUNCTIONS IS SPECIFICALLY ALLOWED.

4PB-1204-B

DEERING AVE
LAW LIBRARY

232 DEERING AVENUE
PORTLAND, ME 04102

SHEET TITLE

ANTENNA PLAN &
DETAILS

SHEET NUMBER

A-3