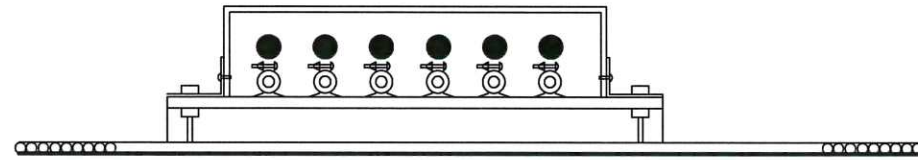


NOTE:
 KMW BIAS TEE TO BE INSTALLED ON PIPE MOUNTS BY L AND A CONTRACTOR.
 ATTACHED SECURELY TO TOWER OR CABLE LADDER. INSTALL PER
 MANUFACTURERS RECOMMENDATIONS.

PROPOSED KMW BIAS TEE

SCALE: N.T.S.



EXISTING CABLE TRAY CONFIGURATION

SCALE: N.T.S.

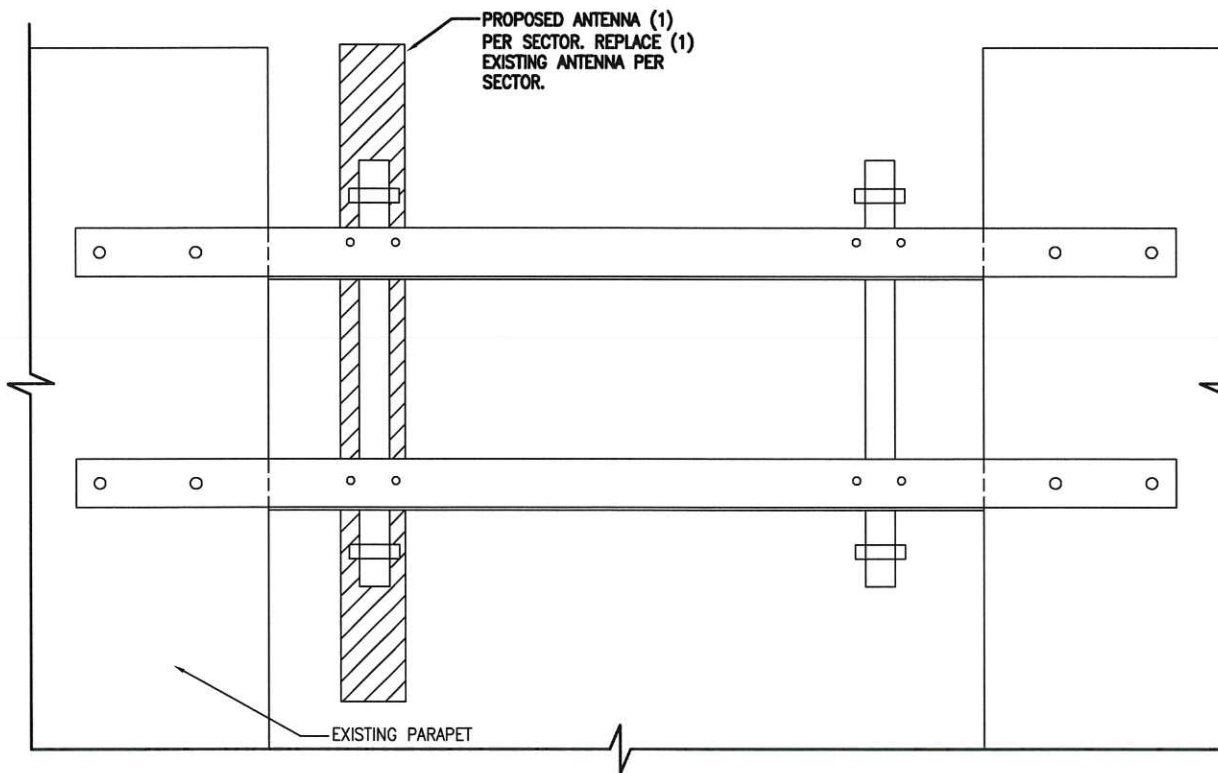
EXISTING ANTENNA/COAX SCHEDULE

SECTOR	MANUFACTURER (MODEL #)	MOUNTING HEIGHT	AZIMUTH	COAX SIZE	NOTES
ALPHA	800 106181	⊕ 85'-0	340°	(1) 1 5/8"	ANTENNA TO BE REMOVED, CABLES TO REMAIN AND BE ATTACHED TO EXISTING CDMA ANTNNAS
BETA	800 106181	⊕ 85'-0	100°	(1) 1 5/8"	
GAMMA	800 106181	⊕ 85'-0	220°	(1) 1 5/8"	

PROPOSED ANTENNA/COAX SCHEDULE

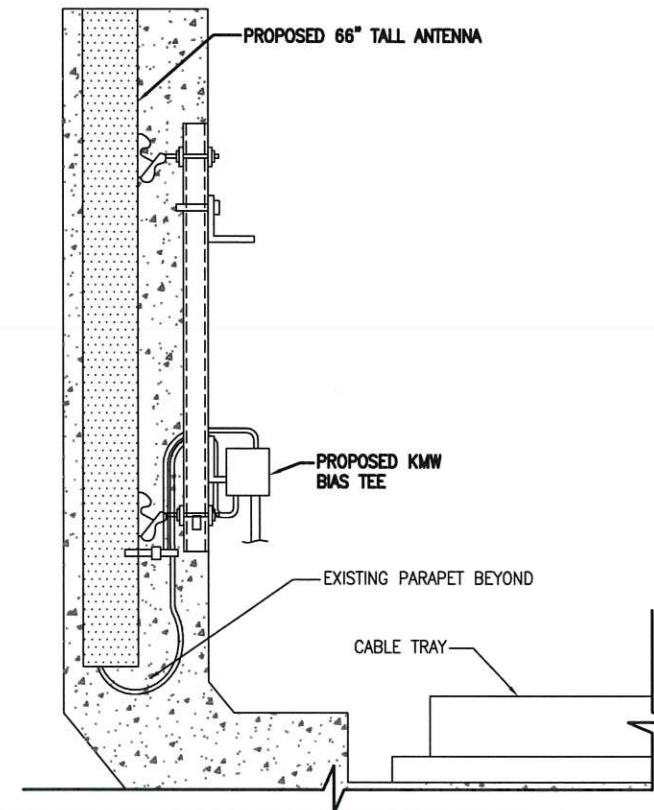
SECTOR	TECHNOLOGY	MANUFACTURER (MODEL #)	MOUNTING HEIGHT	AZIMUTH	COAX SIZE	KMW TEE	COAX LENGTH
ALPHA	LTE BAND 2	WBX045X20R050G	⊕ 85'-0	340°	(2) 1 5/8"	1	120'±
BETA	LTE BAND 2	WBX045X20R050G	⊕ 85'-0	100°	(2) 1 5/8"	1	180'±
GAMMA	LTE BAND 2	WBX045X20R050G	⊕ 85'-0	220°	(2) 1 5/8"	1	120'±

PLEASE REFER TO ONE-LINE DIAGRAM (E-1) FOR WIRING SCHEMATIC



A ANTENNA MOUNTING DETAIL

SCALE: N.T.S.



B ANTENNA MOUNTING DETAIL

SCALE: N.T.S.

PLANS PREPARED FOR:



PROJECT INFORMATION

853488 - OAKDALE
 248 DEERING AVE
 PORTLAND, ME 04101
 (CUMBERLAND COUNTY)

PLANS PREPARED BY:



511 Congress Street Suite 200, Portland ME 04101
 P: (207) 775-5401 F: (207) 772-4762 www.amec.com

PROJECT COORDINATION & MANAGEMENT:

KJK Wireless, LLC
 127 Ridge Road, Nashua, NH 03062
 Phone: (603) 888-8974

SEAL



REV	DATE	ISSUED FOR
Δ	9/30/14	ISSUED FOR CONSTRUCTION

PROJECT NO: 3618148348

DRAWN BY: CBM

RELEASED BY: MSD

SHEET TITLE
**ANTENNA
 MOUNTING
 DETAILS**

SHEET NUMBER: **C-4** REVISION: **0**