


Williamson

OSB


Series 2

Factory-Packaged
0.95 to 1.75 GPH #2 Fuel Oil



Oil-Fired Steam Boiler

- **Factory Tested**
- **Easy service**
 - Swing-away burner door
 - Top access cleanout cover
 - Plug-in wiring harness
- **High efficiency oil burner**
 - Solenoid valve
 - PSC motor
 - Solid state ignitor
- **Rear flue outlet**
 - Top flue available with optional kit
- **Cast iron sections**
- **Insulated heavy-gauge steel jacket**
- **Tankless heater option**



Williamson

RATINGS

Boiler Model	I=B=R Burner Capacity	DOE Heating Capacity	Net I=B=R Steam Ratings		DOE Seasonal Efficiency	Flue Connection Size	Minimum I=B=R Chimney Size (x 15' High)		Draft Loss Through Boiler	Approx. Shipping Weight
	GPH (1)	MBH (2)	MBH (3)	Sq. Ft. (3)	% AFUE	Round	Rectangle	Round	Inches W.C.	Lbs.
OSB-3	0.95	114	85	354	84.1	7"	8" x 8"	6"	0.020	600
OSB-4	1.20	144	108	450	84.0	7"	8" x 8"	6"	0.010	705
OSB-5	1.45	174	131	546	83.9	7"	8" x 8"	7"	0.015	820
OSB-6	1.75	210	158	658	83.7	7"	8" x 8"	7"	0.015	920

(1) Based on 140,000 Btu/h per gallon, #2 fuel oil.

(2) Based on standard test procedures prescribed by the United States Department of Energy, with combustion conditions of 13.5% CO₂ and 0.02" W.C. draft.

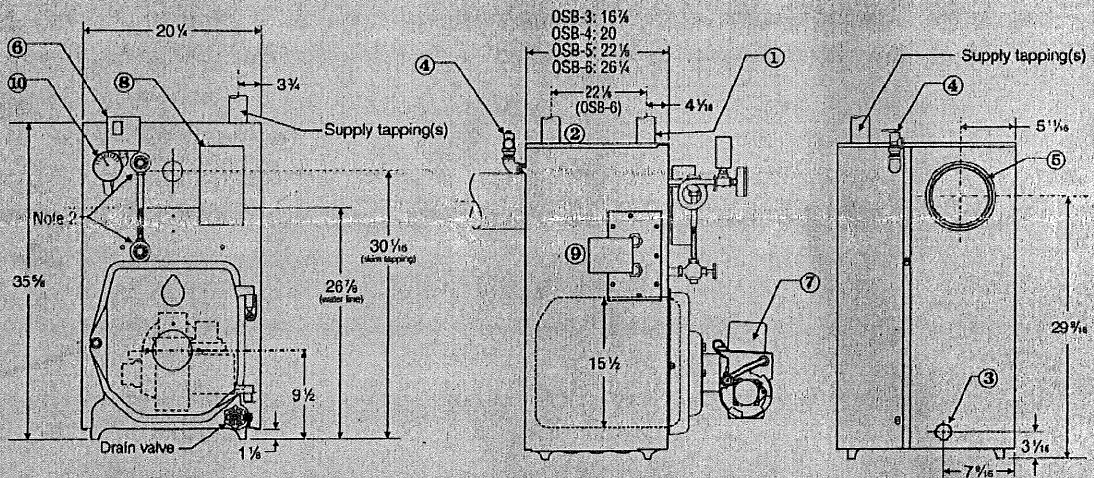
(3) Net I=B=R ratings are based on net installed radiation of sufficient quantity for the requirements of the building and nothing need be added for normal piping and pickup. Ratings are based on a piping and pickup allowance of 1.333. Additional allowance should be made for unusual piping and pickup loads.

DIMENSIONS

ALL DIMENSIONS IN INCHES

Boiler Model	Optional tankless heater ⑨	I=W=H Intermittent draw rating (400°F to 1400°F)
OST-3	35-S-29	3.25 GPM
OST-4		3.50 GPM
OST-5		3.75 GPM
OST-6		4.00 GPM

Tankless heater tappings are 3/4" NPT, with 3/4" NPT tapping for tankless temperature control.



- ① Supply piping (Note 1)
- ② Supply piping two, OSB-6 only (Note 1)
- ③ Return piping (Note 1)
- ④ Relief valve, 3/4" NPT
- ⑤ Vent connection—7" diameter
- ⑥ Pressure limit control
- ⑦ Oil burner (shipped in separate carton)
- ⑧ Probe-type low water cutoff
- ⑨ tankless coil & temp. control (when used)
- ⑩ Pressure gauge

Note 1: Boiler supply tappings are 2 1/2" NPT. Return tapping is 2" NPT on all boiler sizes. Install on 2 1/2" supply riser for models OSB-3, OSB-4 and OSB-5; two 2 1/2" supply risers for size OSB-6.

Note 2: If field-installing a float low water cutoff, it must be installed in the gauge glass tappings. No other tappings are usable for float low water cutoffs.

EQUIPMENT

- Factory tested
 - Factory-assembled cast iron section assembly, including aluminized steel flue collector, swing-away burner mounting door, with refractory blanket and recessed target wall in combustion chamber.
 - High efficiency flame-retention oil burner (Beckett AFG, or Carlin EZ, or Riello)
 - High limit pressure control
 - 15 PSIG ASME relief valve
 - Drain Valve
 - Barometric damper
 - Siphon
 - Gauge glass and guards
 - Pressure gauge
 - Probe low water cutoff
- OPTIONAL**
- Top flue vent kit
 - Tankless heater, shipped in separate carton



In the interest of continual improvement in product and performance, Williamson reserves the right to change specifications without notice.

WARRANTY

- Ten-year limited warranty on cast iron sections
- 3-year limited warranty on parts
- Optional 5 - or 10-year parts and labor warranty



Williamson

8201 West Calumet Road • Milwaukee, WI 53223

www.williamson-thermoflo.com

Form No. W-007 (1110)