

NOTE:

1. SEE SHEET E-001 FOR LEGEND AND GENERAL NOTES.

KEYED NOTES:

- ① MOUNT RECEPTACLE 6" ABOVE COUNTER TOP. COORDINATE WITH BACKSPASH.
- ② MOUNT RECEPTACLE 6" ABOVE TOP OF BATHROOM VANITY. COORDINATE WITH MIRROR LOCATION.
- ③ MOUNT RECEPTACLE 6" ABOVE COUNTER TOP. COORDINATE WITH CASEWORK.
- ④ DRYER. CONFIRM NEMA RECEPTACLE TYPE AND WIRE SIZE IN FIELD WITH EQUIPMENT FURNISHED BY OWNER.
- ⑤ WASHING MACHINE.
- ⑥ REFRIGERATOR.
- ⑦ WHIRLPOOL.
- ⑧ ICE MAKER.
- ⑨ EXISTING POWER PANELS. SEE DRAWING E651 FOR ELEVATION DIAGRAM AND DETAILS.
- ⑩ EXISTING FITZPATRICK STADIUM BATHROOMS (NOT IN SCOPE) RECONNECT LIGHTING AND RECEPTACLE FEEDS TO CIRCUITS PP1-24 AND PP1-26.

PO BOX 301
FREEPORT, MAINE
04032

TEL 207-865-1272
FAX 207-865-XXXX
WWW.DOMUSARCHITECTS.NET

NOTES/ REVISIONS

-
-
-
-
-
-
-
-
-
-
-
-
-
-
-
-
-
-
-
-

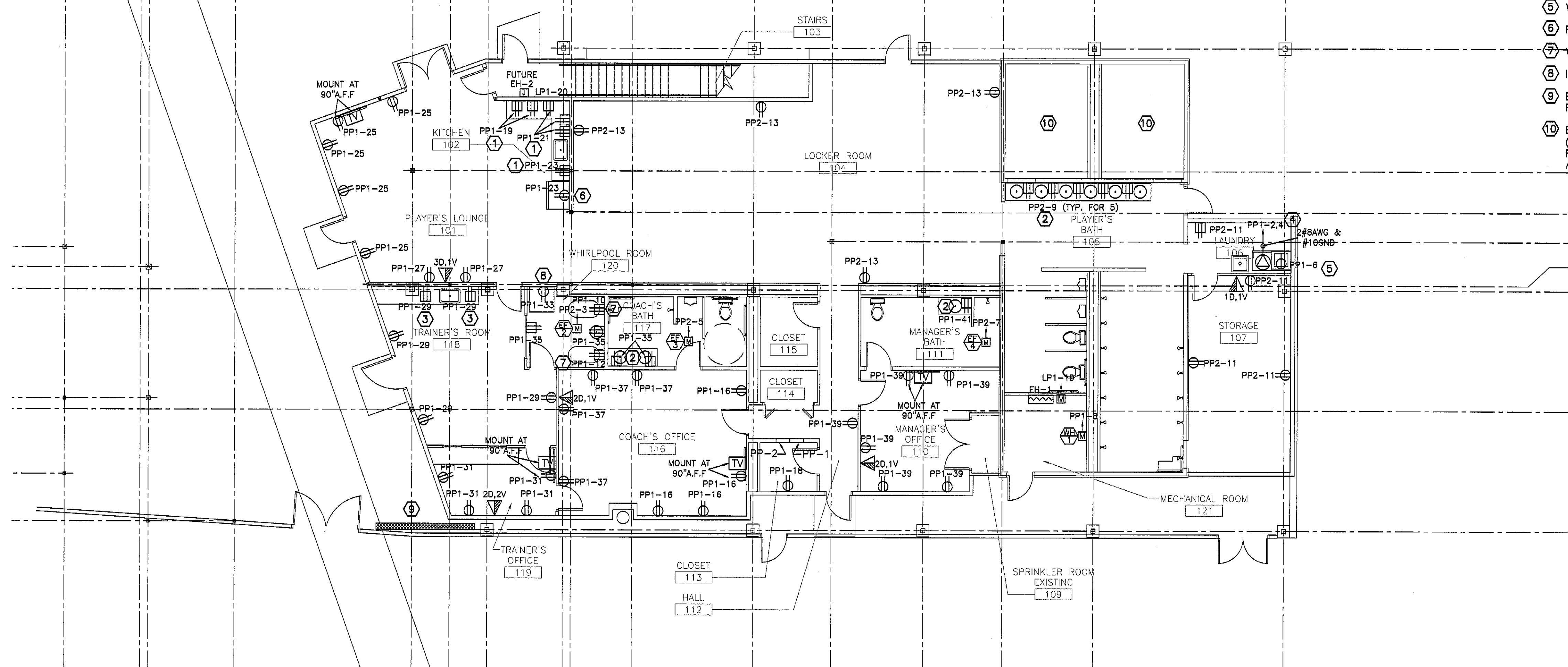
**PORTLAND
SEA DOGS
CLUB HOUSE**

HADLOCK FIELD
PORTLAND, ME



ISSUED FOR
CONSTRUCTION
8/6/07

E-103

**FIRST FLOOR
POWER &
SYSTEMS PLAN**



FIRST FLOOR PLAN
E-103 SCALE: 1/8" = 1'-0"



SWIFTCURRENT
Engineering Services
273 Main Street
Yarmouth, ME 04096
Tel: (207) 847-9280