


PO BOX 301  
 FREEPORT, MAINE  
 04032



TEL 207-865-1272  
 FAX 207-865-XXXX  
 WWW.DOMUSARCHITECTS.NET

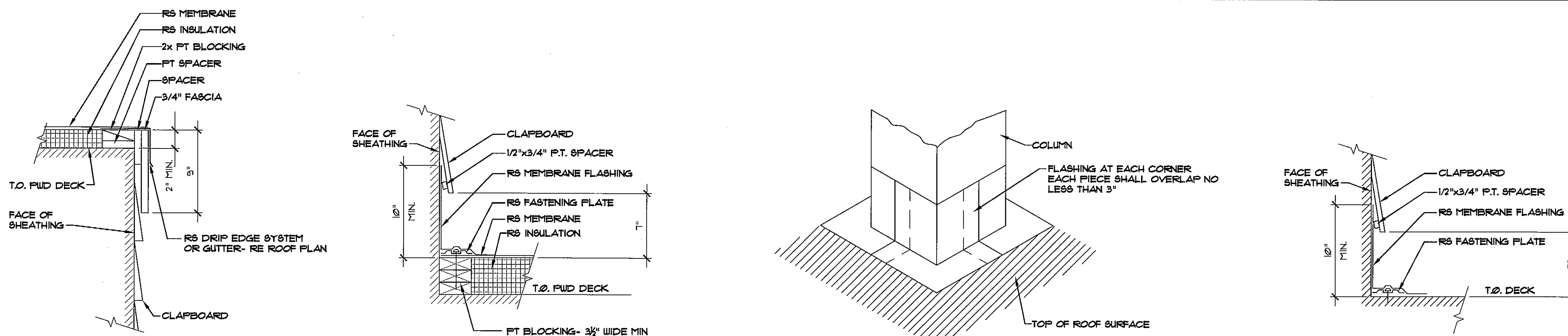
**NOTES:**

1. SEE SHEET T-1 FOR LEGEND, ABBREVIATIONS & GENERAL NOTES.
2. RE: MECHANICAL FOR ROOFTOP MOUNTED EQUIPMENT.
3. RE: AE501 FOR TYP ROOF DETAILS.
4. RE: STRUCTURAL FOR TOP OF ROOF STRUCTURE.
5. RE: N/AE501 FOR TYP "RD" PENETRATIONS
6. INSULATION CANTS SLOPE 1/4" PER LF, TYP.
7. PROVIDE PRESSURE TREATED WOOD BLOCKING AT ALL ROOF PENETRATIONS AS REQUIRED TO SUPPORT WEIGHT OF EQUIPMENT. DO NOT BEAR WEIGHT OF ROOF MOUNTED ITEMS ON INSULATION.

**KEYED NOTES:**

- ① PROVIDE CONTINUOUS GUTTER & DOWNSPOUT SYSTEM WHERE NOTED. FEED LEADERS INTO EXISTING DRAINAGE SYSTEM.
- ② SEE K/AE131 FOR SLOPED ROOF DETAIL.

**SURFACE LEGEND:**

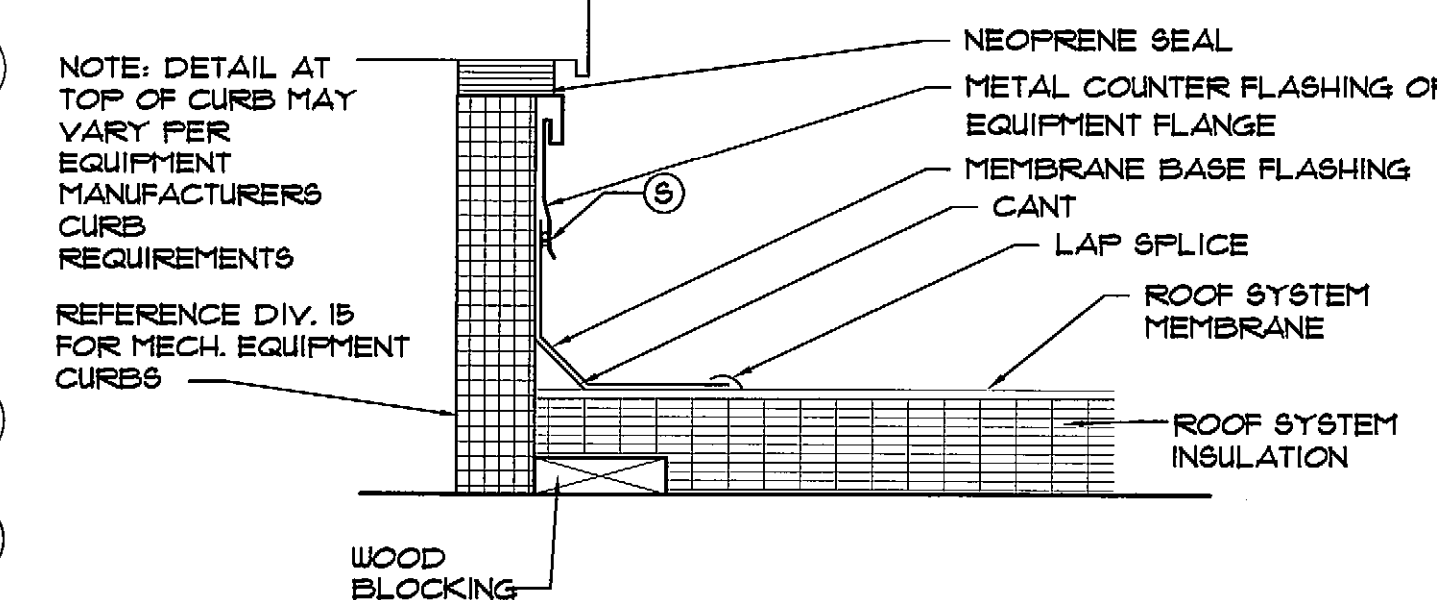
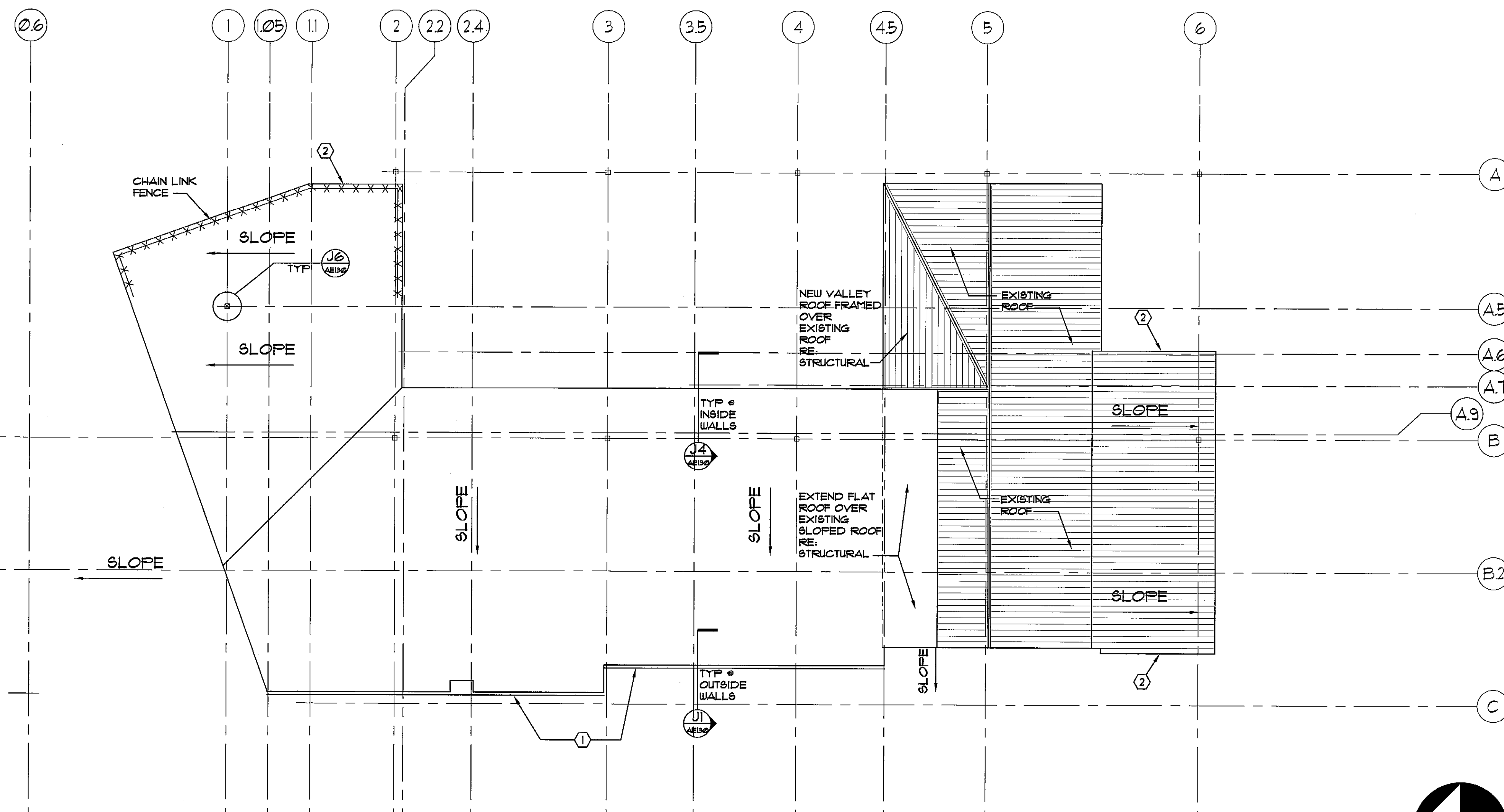


**J1 ROOF TO WALL DETAIL**  
 AE130 SCALE: 1 1/2"=1'-0"

**J4 ROOF TO UPPER WALL DETAIL**  
 AE130 SCALE: 1 1/2"=1'-0"

**J6 FLASHING DETAIL @ ALL COLUMNS PENETRATING ROOF**  
 AE130 SCALE: NTS

**J9 UPPER WALL TO PLATFORM DETAIL**  
 AE130 SCALE: 1 1/2"=1'-0"



**F12 MECHANICAL EQUIPMENT CURB**  
 AE130 SCALE: 1 1/2"=1'-0"

**NOTES/ REVISIONS**


**PORTLAND  
 SEA DOGS  
 CLUB HOUSE**

HADLOCK FIELD  
 PORTLAND, ME

ISSUED FOR  
 CONSTRUCTION  
 8/6/07

**AE-130**

**LOWER ROOF  
 PLAN &  
 DETAILS**

**A1 LOWER ROOF PLAN**  
 AE130 SCALE: 1/8"=1'-0"

