


T:\00_TFH\Projects\PROJ114_Mellen Grant\Drawings\Received\30210_Bldg.dwg Acad\2004\BUILDCONB-S4.dwg Model: 2/27/2004 11:14:36 AM



© TFH ARCHITECTS

GRANT & MELLEN SREET
PARKSIDE NEIGHBORHOOD CENTER & AFFORDABLE HOUSING
PEOPLE'S REGIONAL OPPORTUNITY PROGRAM
PORTLAND, MAINE

TFH ARCHITECTS
100 COMMERCIAL STREET
PORTLAND MAINE 04101
TELEPHONE 207 775 6141
ARCHITECTURE PLANNING


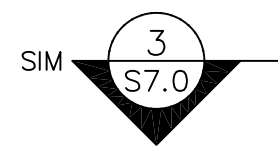
CONSULTANTS:
CIVIL:
Pirkham & Greer
175 US Route One
Farmport, ME 04105
207-785-6242
STRUCTURAL:
Structural Design Consulting
Five Balsam Lane
Farmport, ME 04105-2448
207-878-8030
MECHANICAL:
Whitney Engineering
10 Danforth Place
Portland, ME 04102
207-833-2921
ELECTRICAL:
Bennett Engineering
7 Bennett Road
Freeport, ME 04032
207-865-9475

REVISIONS:

DATE: 01/29/04
PROJECT No. 0114
DRAWN BY: DJT
CHECKED BY: DJT
SCALE: 1/4"=1'-0"

SHEET TITLE:
THIRD FLOOR FRAMING PLAN
BUILDING B

S4.0



THIRD FLOOR FRAMING PLAN
1/4"=1'-0"
FLOOR SHEATHING IS 3/4" ADVANTECH.
ALL BEARING WALLS ARE 2X6 @ 16".
INSTALL DOUBLE JOISTS AND HEADER TO MATCH JOIST SIZE AT ALL FLOOR PENETRATIONS THAT ARE WIDER THAN JOIST SPACING. COORDINATE LOCATIONS AND SIZES WITH ARCHITECTURAL, MECHANICAL AND EQUIPMENT DRAWINGS.
PLUMBING LINES MAY REQUIRE INSTALLATION DURING FRAMING. COORDINATE ALL PIPING WITH PLUMBING DRAWINGS.

