


DEMOLITION NOTES:

1. SEE E000 FOR ELECTRICAL LEGEND, ABBREVIATIONS, AND GENERAL NOTES.
2. SEE SHEET E201 FOR NOTES ON EXISTING FIXTURES.
3. SEE SHEET A103 FOR ADDITIONAL PHASING INFORMATION.
4. FIXTURES AND DEVICES (I.E. SWITCHES, FIRE ALARM DEVICES ETC.) SHOWN IN BOLD TO BE REMOVED ALONG WITH ALL ASSOCIATED COMPONENTS SUCH AS WIRING, CONDUIT ETC.
5. ALL EXISTING 2'x4' FIXTURES MARKED "EX" TO BE REMOVED, CLEANED AND SAFELY STORED TO AVOID DAMAGE FOR RE-USE. CONTRACTOR SHALL FURNISH AND INSTALL NEW LAMPS AND BALLASTS FOR ALL FIXTURES BEING RE-USED.
6. CONTRACTOR RESPONSIBLE FOR PROPER HANDLING, REMOVAL AND DISPOSAL OF HAZARDOUS ELECTRICAL MATERIALS AS REQUIRED, I.E. FLUORESCENT LAMPS.


KEYED NOTES:

- ① FIXTURES IN EXAM ROOMS TO REMAIN IN PLACE DURING CONSTRUCTION PHASES. FURNISH AND INSTALL NEW LAMPS AND BALLAST.



Winton Scott Architects
5 Milk Street
Portland, Maine 04101
207 774 4811
www.wintonscott.com

Architecture / Planning
Preservation Architecture
Interior Architecture



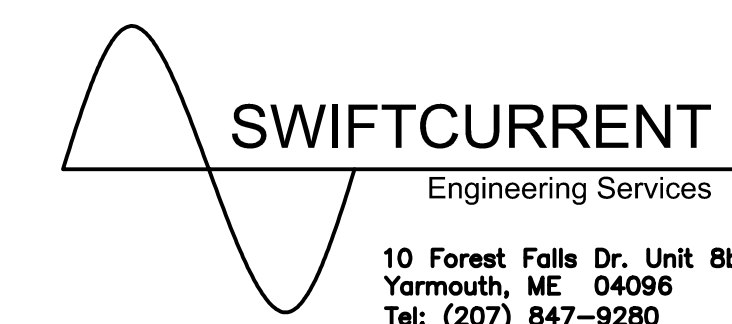
① **ELECTRICAL LIGHTING DEMOLITION PLAN**
SCALE: 3/16" = 1'-0"

Portland
Community
Health Center

180 Park Avenue
Portland, Maine

CONSTRUCTION DOCUMENTS
August 31, 2012

ELECTRICAL LIGHTING
DEMOLITION PLAN
3/16" = 1'-0"



E 200