



SIEMENS MSM SERIES

Fire Safety

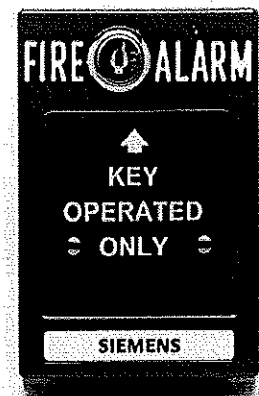
Metal Manual Fire Alarm Box

ENGINEER AND ARCHITECT SPECIFICATIONS

- Rugged Die-Cast Metal Housing
- Reset Key Matches Control Panel
- Optional Break Glass Operation
- Single-Gang Semi-Flush Mount
- Optional Surface Mount Backbox
- Double-Action Institutional, Weather-Proof and Explosion-Proof Models Available
-  UL Listed, ULC Listed, CSFM, FM and NYMEA Approved



Standard Model
Or Weatherproof



Institutional Model

Description

The MSM Series manual stations feature a rugged die-cast metal housing that satisfies both architectural and code requirements for manual fire alarm box initiation devices. The MSM-Series box features keyed reset using the same key as the control panels.

The MSM Series models are low-profile with all surfaces either painted or plated to inhibit corrosion. These boxes have raised lettering and are shipped with two reset keys and a break glass rod (use of rod is optional.) Options include: double action, institutional, weatherproof, and explosion-proof.

These stations are equipped with a S.P.S.T. switch rated at 10amps @ 120 VAC and all connections are made to a terminal block. The explosion-proof model has a D.P.D.T. switch. **Both the weatherproof and explosion-proof models are shipped complete with backbox.** (Backbox is optional with other models, or you can mount to standard single-gang box.)

These models are intended for use with all Siemens Building Technologies, Fire Safety Division conventional zones, but can also be used with addressable zones when used in conjunction with a TRI-Series addressable module.

Dimensions

Station

Width 3.20 in.
 Height 4.75 in.
 Depth 1.20 in. (2.30 in. overall, including back of switch)

Station w/Double Action


Width 3.33 in.
 Height 4.57 in.
 Depth 1.50 in. (2.60 in. overall, including back of switch)

Weatherproof Model


Width 3.20 in.
 Height 4.75 in.
 Depth 2.75 in.

Explosion-proof Model

Width 3.20 in.
 Height 4.75 in. (6.00 in. overall, including mounting ears)
 Depth 3.50 in.



Double Action Model



Explosion-proof Model

Ordering Information

Model	Description	Part Number
MSM-K	Manual Station, Metal w/Key	500-698215
MSM-KD	Manual Station, Metal w/Key, Double Action	500-698216
MSM-K-WP	Manual Station, Metal w/Key, Weatherproof	500-698217
MSM-KD-WP	Manual Station, Metal w/Key, Weatherproof, Double Action	500-698218
MSM-EXP	Manual Station, Metal w/Key, Explosion-proof	500-698219
MSM-INST	Manual Station, Metal w/Key, Institutional	500-698220
MSM-BOX	Surface Backbox for MSM-series Manual Stations	500-698221

Siemens Building Technologies
Fire Safety

Fire Safety
 8 Fernwood Road
 Florham Park, NJ 07932
 Tel: (973) 593-2600
 FAX: (973) 593-6670
 Website: www.sbt.siemens.com/fis

4/07
 5M
 SFS-IG
 Printed in U.S.A.

Fire Safety
 2 Kenview Boulevard
 Brampton, Ontario
 Canada L6T 5E4
 Tel: (905) 799-9937
 FAX: (905) 799-9858

April 2007
 Supersedes sheet dated 6/03