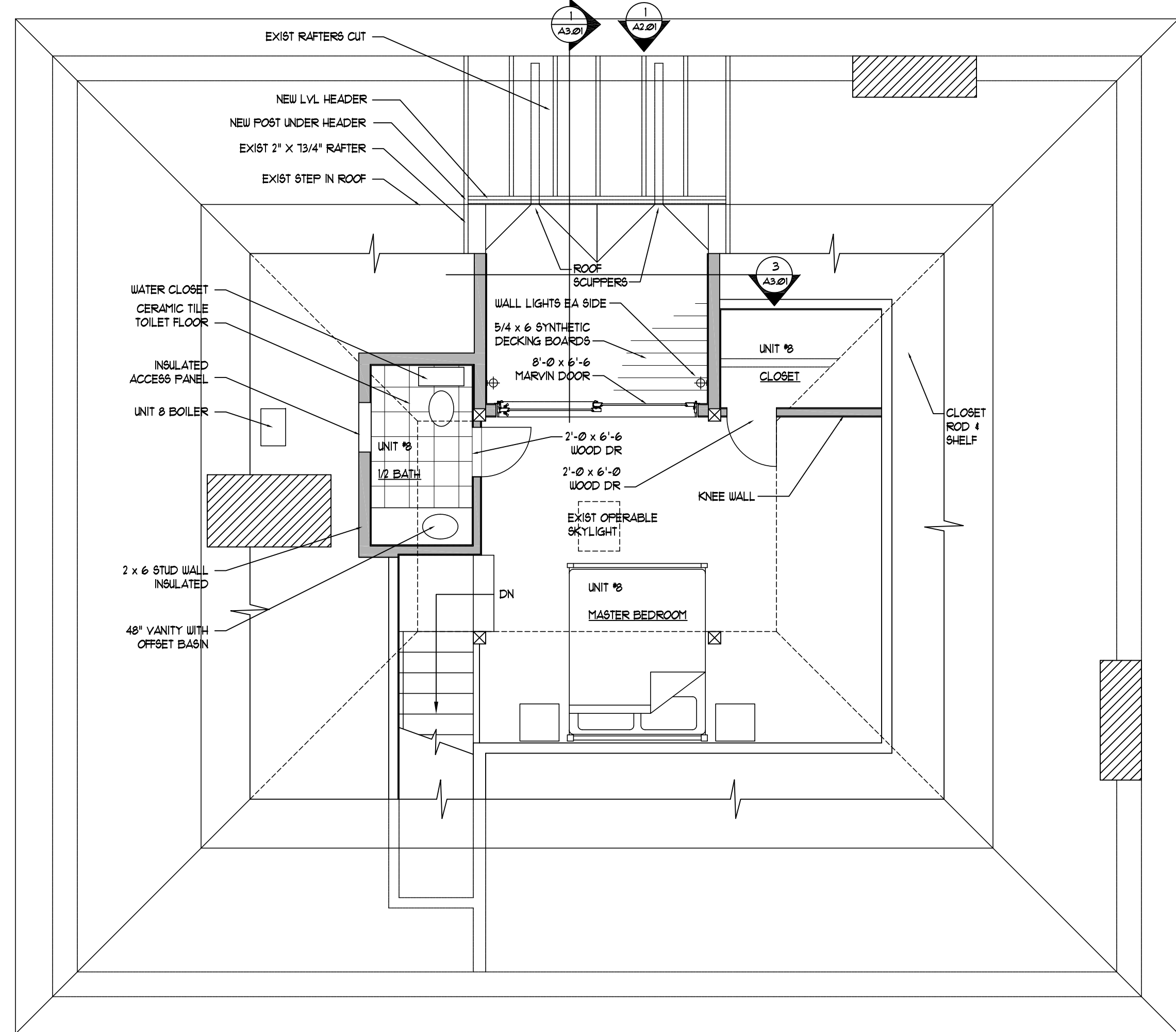
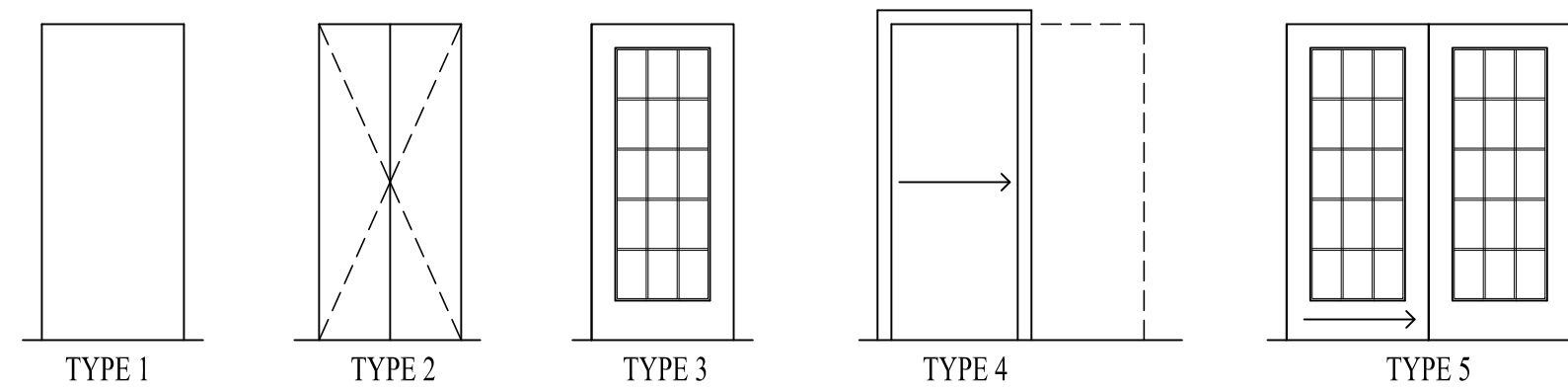


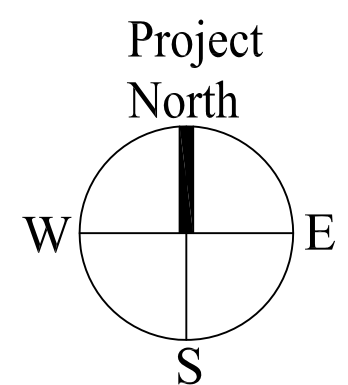
**\*DOOR SCHEDULE\***

DOOR No.	LOCATION	SIZE W x H x T	DOOR		FINISH	THRESH	FRAME		LABEL	TRIM TYPE	REMARKS
			Type	Material			Material	Type			
UNIT 1	1-01	CLOSET	(2) 2'-0" x 6'-8" x 1'-3/4"	2	-	-	-	-	-	-	
	1-02	LAUNDRY	3'-0" x 6'-8" x 1'-3/4"	2	-	-	-	-	-	-	
UNIT 2	2-01	BEDROOM #1	2'-6" x 6'-8" x 1'-3/4"	1	WOOD	PAINTED	-	WOOD	-	-	
	2-02	BEDROOM #1 CL.	2'-6" x 6'-8" x 1'-3/4"	1	WOOD	PAINTED	-	WOOD	-	-	
	2-03	LAUNDRY	2'-6" x 6'-8" x 1'-3/4"	1	WOOD	PAINTED	-	WOOD	-	-	
	2-04	BEDROOM #2	2'-8" x 6'-8" x 1'-3/4"	1	WOOD	PAINTED	-	WOOD	-	-	
	2-05	BEDROOM #2 CL.	2'-6" x 6'-8" x 1'-3/4"	1	WOOD	PAINTED	-	WOOD	-	-	
	2-06	BATHROOM	2'-6" x 6'-8" x 1'-3/4"	1	WOOD	PAINTED	-	WOOD	-	-	
UNIT 3	3-01	BEDROOM	2'-6" x 6'-8" x 1'-3/4"	1	WOOD	PAINTED	-	WOOD	-	-	
	3-02	BEDROOM CL.	3'-0" x 6'-8" x 1'-3/4"	2	WOOD	PAINTED	-	WOOD	-	-	
	3-03	LINEN	3'-0" x 6'-8" x 1'-3/4"	2	WOOD	PAINTED	-	WOOD	-	-	
	3-04	BATHROOM	2'-6" x 6'-8" x 1'-3/4"	1	WOOD	PAINTED	-	WOOD	-	-	
	3-05	LAUNDRY	2'-6" x 6'-8" x 1'-3/4"	1	WOOD	PAINTED	-	WOOD	-	-	
	3-06	EXTERIOR ENTRY	3'-0" x 6'-8" x 1'-3/4"	3	-	-	-	-	-	-	
UNIT 4	4-01	CLOSET	2'-0" x 6'-8" x 1'-3/4"	1	WOOD	PAINTED	-	WOOD	-	-	
	4-02	BEDROOM #1	2'-10" x 6'-8" x 1'-3/4"	1	WOOD	PAINTED	-	WOOD	-	-	
	4-03	BEDROOM #1 CL.	3'-0" x 6'-8" x 1'-3/4"	1	WOOD	PAINTED	-	WOOD	-	-	
	4-04	BATHROOM	2'-6" x 6'-8" x 1'-3/4"	1	WOOD	PAINTED	-	WOOD	-	-	
	4-05	BEDROOM #2	2'-6" x 6'-8" x 1'-3/4"	1	WOOD	PAINTED	-	WOOD	-	-	
	4-06	LAUNDRY	(2) 2'-0" x 6'-8" x 1'-3/4"	2	WOOD	PAINTED	-	WOOD	-	-	
UNIT 5	5-01	BATHROOM	2'-6" x 6'-8" x 1'-3/4"	1	WOOD	PAINTED	-	WOOD	-	-	
	5-02	LIN.	1'-6" x 6'-8" x 1'-3/4"	1	WOOD	PAINTED	-	WOOD	-	-	
UNIT 6	6-01	EXTERIOR ENTRY	3'-0" x 6'-0" x 1'-3/4"	3	-	-	-	-	-	-	
	6-02	COMMON ENTRY	3'-0" x 6'-8" x 1'-3/4"	?	-	-	-	-	-	-	
	6-03	CLOSET	2'-4" x 6'-8" x 1'-3/4"	1	WOOD	PAINTED	-	WOOD	-	-	
	6-04	LAUNDRY	2'-8" x 6'-8" x 1'-3/4"	1	WOOD	PAINTED	-	WOOD	-	-	
	6-05	BEDROOM CL.	2'-4" x 6'-8" x 1'-3/4"	-	WOOD	PAINTED	-	WOOD	-	-	
	6-06	BEDROOM CL.	2'-4" x 6'-8" x 1'-3/4"	1	WOOD	PAINTED	-	WOOD	-	-	
	6-07	BATHROOM	2'-6" x 6'-8" x 1'-3/4"	4	WOOD	PAINTED	-	WOOD	-	-	
	6-08	ENTRY	2'-8" x 6'-8" x 1'-3/4"	1	WOOD	PAINTED	-	WOOD	-	-	
UNIT 7	7-01	BEDROOM #1 CL.	2'-6" x 6'-8" x 1'-3/4"	1	WOOD	PAINTED	-	WOOD	-	-	
	7-02	BATHROOM	2'-6" x 6'-8" x 1'-3/4"	1	WOOD	PAINTED	-	WOOD	-	-	
	7-03	BATHROOM	2'-6" x 6'-8" x 1'-3/4"	1	WOOD	PAINTED	-	WOOD	-	-	
	7-04	BEDROOM #2 CL.	2'-6" x 6'-8" x 1'-3/4"	1	WOOD	PAINTED	-	WOOD	-	-	
	7-05	BEDROOM #2	2'-6" x 6'-8" x 1'-3/4"	1	WOOD	PAINTED	-	WOOD	-	-	
UNIT 8	8-01	CLOSET	2'-6" x 6'-8" x 1'-3/4"	1	WOOD	PAINTED	-	WOOD	-	-	
	8-02	BATHROOM	2'-6" x 6'-8" x 1'-3/4"	1	WOOD	PAINTED	-	WOOD	-	-	
	8-03	LAUNDRY	3'-0" x 6'-8" x 1'-3/4"	2	WOOD	PAINTED	-	WOOD	-	-	
	8-04	MASTER BEDROOM	6'-0" x 6'-8" x 1'-3/4"	5	-	-	-	-	-	-	
	8-03	MASTER BED. CLOSET	(2) 2'-0" x 4'-6" x 1'-3/4"	1	WOOD	PAINTED	-	WOOD	-	-	

NOTE: ALL DOOR SIZES ARE TO BE VERIFIED IN THE FIELD



**4** FOURTH FLOOR PLAN  
SCALE: 1/4"=1'-0"



Prepared For:	Congress Place West, LLC Principal: Thomas W. Moulton Portland, Maine	
	Consulting Engineer:	Structural Integrity 77 Oak Street Portland, Maine 04101 (207) 772-6022 Fax (207) 772-4056
Architect:	ARCHETYPE architects 48 Union Wharf Portland, Maine 04101 (207) 772-6022 Fax (207) 772-4056	
Project:	Longfellow Place Condominiums 727 CONGRESS STREET PORTLAND, MAINE	
Revisions:		
Date:	6 APRIL 2012	FLOOR PLAN AND DOOR SCHEDULE
Scale:	1/4" = 1'-0"	<b>A1.03</b>