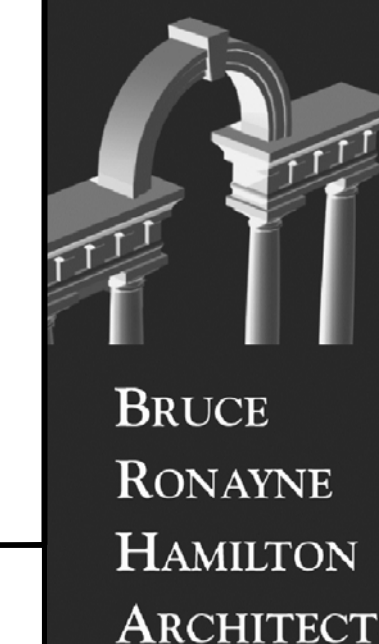



SPACE RESERVED FOR CITY OF
PORTLAND, MAINE ELECTRONIC STAMP



ARCHITECTURE
LAND PLANNING
INTERIOR DESIGN
3D VISUALIZATION

833 TURNPIKE ROAD
P.O. BOX 104
NEW IPSWICH
NEW HAMPSHIRE 03071

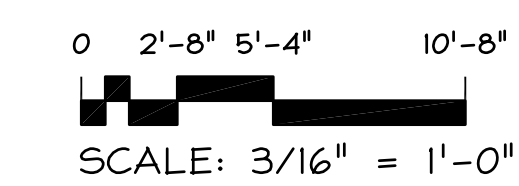


THIS DESIGN AND THE DRAWINGS THEREFORE, PREPARED FOR THIS PROJECT, ARE THE PROPERTY OF THE ARCHITECT, BRUCE RONAYNE HAMILTON, ARCHITECTS, INC. AND THE DESIGN AND/OR DRAWINGS MAY NOT BE USED IN WHOLE OR IN PART FOR ANY OTHER THAN THE ORIGINAL PROJECT FOR WHICH THE DESIGN AND/OR DRAWINGS WERE PREPARED. WITHOUT THE EXPRESS WRITTEN PERMISSION OF THE ARCHITECT, BRUCE RONAYNE HAMILTON ARCHITECTS, INC. NO BUILDING PERMIT SHALL BE ISSUED BY ANY BUILDING DEPARTMENT UNLESS THIS DOCUMENT BEARS THE ORIGINAL SEAL AND SIGNATURE OF THE ARCHITECT, BRUCE RONAYNE HAMILTON, ARCHITECTS, INC.

REV. NO.	DESCRIPTION OF REV.	DATE
3-21-16	ISSUED FOR GC BIDDING/BUILDING PERMIT	3-21-16

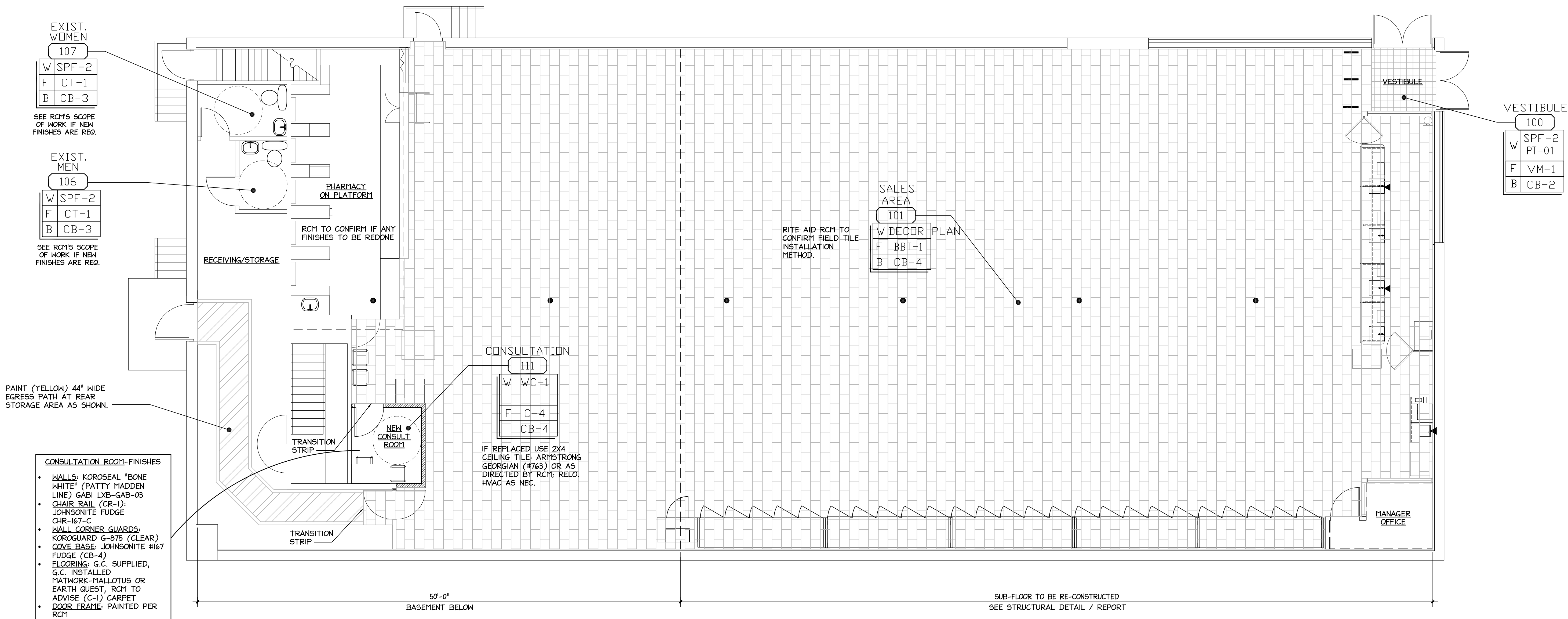
PROJECT: RITE AID STORE #3298
113 CONGRESS STREET
PORTLAND, MAINE
SUBJECT: FLOORING PLAN

JOB NO. 1632	SCALE 3/16" = 1'-0"	DATE 3-21-16	DRAWN BY: LT
SHEET NO. 1-3			



SALES AREA FLOOR FINISH PLAN

SCALE: 3/16" = 1'-0"



- CONSULTATION ROOM-FINISHES**
- WALLS: KOROSEAL "BONE WHITE" (PATTY MADDEN LINE) GABI LXB-GAB-03
 - CHAIR RAIL (CR-1): JOHNSONITE FUDGE CHR-167-C
 - WALL CORNER GUARDS: KOROGUARD G-875 (CLEAR)
 - COVE BASE: JOHNSONITE #167 FUDGE (CB-4)
 - FLOORING: G.C. SUPPLIED, G.C. INSTALLED
 - MATWORK-MALLOTUS OR EARTH QUEST, RCM TO ADVISE (C-1) CARPET
 - DOOR FRAME: PAINTED PER RCM

SALES AREA COLUMNS: REMOVE MIRRORS; REPAIR; PAINT BENJAMIN MOORE "CLOUD COVER" OC-25 SEMI-GLOSS ABOVE COLUMN WRAPS (REFER TO NOTES BELOW).

WRAP ALL COLUMNS TO 72" (6'-0") ABOVE FINISHED FLOOR: ARMSTRONG MEDINTECH TANDEM #88497 - BRUSHED SAND.

A.) FOR ROUND TUBE STEEL COLUMNS, ADHERE VINYL TO COLUMN AND HEAT WELD SEAM.

B.) FINISH TOP EDGE WITH @PEARL® COVE CAP (JOHNSONITE SCC-22-A OR EQUIVALENT) AND BOTTOM EDGE WITH CLEAR CAULK.

C.) FOR NON ROUND, FLAT FACED COLUMNS (INCLUDING NON-ROUND TUBE STEEL COLUMNS) WITH FACES MEASURING LESS THAN 12", ADHERE 1/2" PLYWOOD TO ALL SIDES OF COLUMN FROM FINISHED FLOOR TO 72". ADD 1/2" QUARTER ROUND AT CORNERS. ADHERE VINYL TO PLYWOOD AND HEAT WELD SEAM. THE TOP OF THE WRAP SYSTEM CAN BE EXPOSED, BUT AT 72" AFF IT WILL NOT BE VISIBLE TO CUSTOMERS.