

**Contract - Detailed**

Pella Window and Door Showroom of Haverhill  
45 Fondi Rd  
Haverhill, MA 01832  
Phone: (978) 373-2500 Fax: (978) 373-7274

Sales Rep Name: Killary, Benjamin  
Sales Rep Phone: 978-490-0938  
Sales Rep Fax:  
Sales Rep E-Mail: killaryb1@pellaboston.com

10/16 - 10/17

3801 COMBERS ST  
5143

Customer Information	Project/Delivery Address	Order Information
Frank Lee 240 State St Apt 5  PORTLAND, ME 04101-2366 Primary Phone: (646) 6758660 Mobile Phone: Fax Number: E-Mail: Great Plains #: 11960149 Customer Number: 1008395865 Customer Account: 1004350397	Lee, Frank, 1923205 240 State St Apt 5  Lot # Portland, ME 04101-2366 County:	Quote Name: Lee, Frank, 1923205  Order Number: 741BK0066 Quote Number: 9175920 Order Type: Installed Sales Payment Terms: Tax Code: ME TAX 5.5 Quoted Date: 7/12/2017

Line #	Location	Attributes
10	None Assigned	

**Delivery/Setup - Delivery/Setup**

Qty  
1

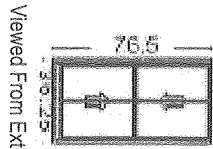
Line #	Location:	Attributes
--------	-----------	------------

15 side front/back kitc

**Architect, Double Hung, 36.25 X 76.5, Black**

Qty 3

PK # 1987  
 1: Non-Standard Size Non-Standard Size Double Hung, Equal Frame Size: 36 1/4 X 76 1/2  
 General Information: Standard, Luxury, Clad, Pine, 5", 3 11/16"  
 Exterior Color / Finish: Painted, Standard Enduracrad, Black  
 Interior Color / Finish: Prefinished White Interior



Viewed From Exterior

Sash / Panel: Ogee, Ogee, Standard, No Sash Lugs  
 Glass: Insulated Dual Low-E, Advanced Low-E Insulating Glass Argon Non High Altitude STC 3mm/5mm Combination  
 Hardware Options: Cam-Action Lock, Satin Nickel, No Limited Opening Hardware, Order Sash Lift  
 Screen: Half Screen, Standard EnduraClad, Black, Standard, InView™  
 Performance Information: U-Factor 0.30, SHGC 0.25, VLT 0.47, CPD PEL-N-179-01387-00001, Performance Class CW, PG 50, Calculated Positive DP Rating 50, Calculated Negative DP Rating 50, Year Rated 08|11, Egress Meets Typical 5.7 sqft (E) (United States Only)  
 Grille: ILT, No Custom Grille, 7/8", Traditional (2W1H / 2W1H), Putty Glaze, Ogee  
 Wrapping Information: Foldout Fins, Factory Applied, No Exterior Trim, No Interior Trim, 4 3/16", 5 1/2", Standard Four Sided Jamb Extension, Factory Applied, Pella Recommended Clearance, Perimeter Length = 226".

**Frame Size: 36.25" X 76.5"**

- Lead Safe Install - Lead Safe Install Qty 1
- FF < 48 wide - Install Full Frame Window 48 inches or less wide Qty 1
- FF > 60 Height - Install Full Frame Window > 60 inches Unit/Composite Height Qty 1
- Finish FF Trim - Finish Paint/Stain FF Interior Trim Only Qty 1
- Trim\_Stool and Apron - Add Stool and Apron Trim to Picture Frame Qty 1

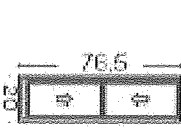
Line #	Location:	Attributes
--------	-----------	------------

20 Narrow Side Face

**Architect, Double Hung, 20 X 76.5, Black**

Qty 2

PK # 1987  
 1: Non-Standard Size Non-Standard Size Double Hung, Equal Frame Size: 20 X 76 1/2  
 General Information: Standard, Luxury, Clad, Pine, 5", 3 11/16"  
 Exterior Color / Finish: Painted, Standard Enduracrad, Black  
 Interior Color / Finish: Prefinished White Interior



Viewed From Exterior

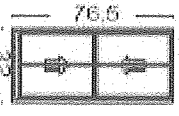
Sash / Panel: Ogee, Ogee, Standard, No Sash Lugs  
 Glass: Insulated Dual Low-E, Advanced Low-E Insulating Glass Argon Non High Altitude STC 3mm/5mm Combination  
 Hardware Options: Cam-Action Lock, Satin Nickel, No Limited Opening Hardware, Order Sash Lift  
 Screen: Half Screen, Standard EnduraClad, Black, Standard, InView™  
 Performance Information: U-Factor 0.30, SHGC 0.28, VLT 0.52, CPD PEL-N-179-01385-00001, Performance Class CW, PG 50, Calculated Positive DP Rating 50, Calculated Negative DP Rating 50, Year Rated 08|11, Egress Does not meet typical United States egress, but may comply with local code requirements  
 Grille: No Grille.  
 Wrapping Information: Foldout Fins, Factory Applied, No Exterior Trim, No Interior Trim, 4 3/16", 5 1/2", Standard Four Sided Jamb Extension, Factory Applied, Pella Recommended Clearance, Perimeter Length = 193".

**Frame Size: 20" X 76.5"**

Lead Safe Install - Lead Safe Install	Qty	1
FF < 48 wide - Install Full Frame Window 48 inches or less wide	Qty	1
FF > 60 Height - Install Full Frame Window > 60 inches Unit/Composite Height	Qty	1
Finish FF Trim - Finish Paint/Stain FF Interior Trim Only	Qty	1
Trim_Stool and Apron - Add Stool and Apron Trim to Picture Frame	Qty	1

Line #	Location:	Attributes	Qty
--------	-----------	------------	-----

25 Middle Front Face **Architect, Double Hung, 32 X 76.5, Black** Qty 2



PK # 1987

Viewed From Exterior

1: Non-Standard Size Non-Standard Size Double Hung, Equal  
 Frame Size: 32 X 76 1/2  
 General Information: Standard, Luxury, Clad, Pine, 5", 3 11/16"  
 Exterior Color / Finish: Painted, Standard EnduraClad, Black  
 Interior Color / Finish: Prefinished White Interior  
 Sash / Panel: Ogee, Ogee, Standard, No Sash Lugs  
 Glass: Insulated Dual Low-E Advanced Low-E Insulating Glass Argon Non High Altitude STC 3mm/5mm Combination  
 Hardware Options: Cam-Action Lock, Satin Nickel, No Limited Opening Hardware, Order Sash Lift  
 Screen: Half Screen, Standard EnduraClad, Black, Standard, InView™  
 Performance Information: U-Factor 0.30, SHGC 0.25, VLT 0.47, CPD PEL-N-179-01387-00001, Performance Class CW, PG 50, Calculated Positive DP Rating 50, Calculated Negative DP Rating 50, Year Rated 08/11, Egress Meets Typical 5.7 sqft (E) (United States Only)  
 Grille: ILT, No Custom Grille, 7/8", Traditional (2W1H / 2W1H), Ogee, Ogee  
 Wrapping Information: Foldout Fins, Factory Applied, No Exterior Trim, No Interior Trim, 4 3/16", 5 1/2", Standard Four Sided Jamb Extension, Factory Applied, Pella Recommended Clearance, Perimeter Length = 217".

Frame Size: 32" X 76.5"

Lead Safe Install - Lead Safe Install	Qty	1
FF < 48 wide - Install Full Frame Window 48 inches or less wide	Qty	1
FF > 60 Height - Install Full Frame Window > 60 inches Unit/Composite Height	Qty	1
Finish FF Trim - Finish Paint/Stain FF Interior Trim Only	Qty	1
Trim_Stool and Apron - Add Stool and Apron Trim to Picture Frame	Qty	1

Thank You For Purchasing Pella® Products

**PELLA WARRANTY:**

Pella products are covered by Pella's limited warranties in effect at the time of sale. All applicable product warranties are incorporated into and become a part of this contract. Please see the warranties for complete details, taking special note of the two important notice sections regarding installation of Pella products and proper management of moisture within the wall system. Neither Pella Corporation nor Pella Windows & Doors will be bound by any other warranty unless specifically set out in this contract. However, Pella Corporation will not be liable for branch warranties which create obligations in addition to or obligations which are inconsistent with Pella written warranties.

Clear opening (egress) information does not take into consideration the addition of a Roloscreen [or any other accessory] to the product. You should consult your local building code to ensure your Pella products meet local egress requirements.

Per the manufacturer's limited warranty, unfinished mahogany exterior windows and doors must be finished upon receipt prior to installing and refinishing annually, thereafter. Variations in wood grain, color, texture or natural characteristics are not covered under the limited warranty.