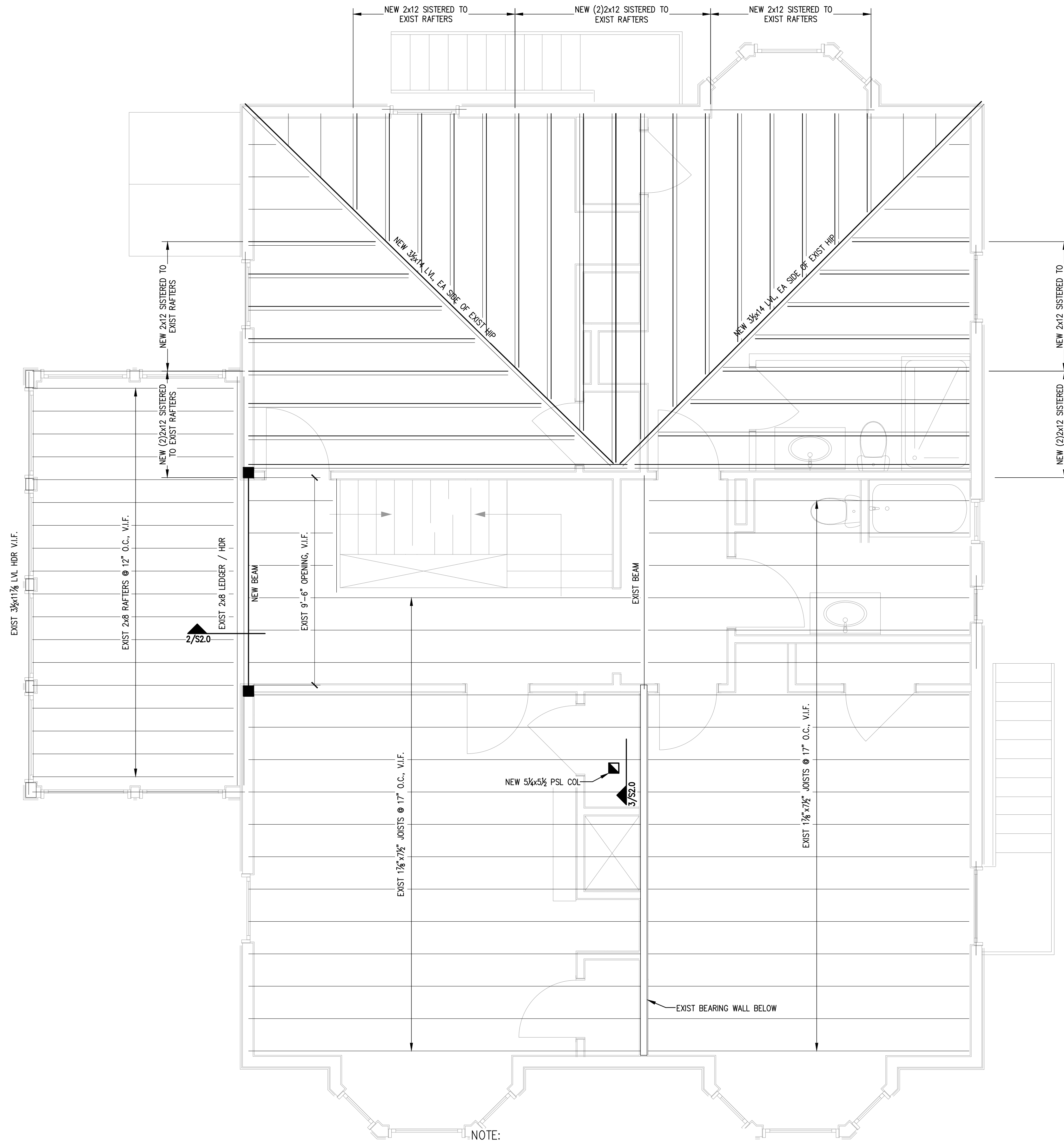


PLAN
NORTH



NOTES:

1. PROVIDE SIMPSON JOIST HANGERS AT ALL JOIST ENDS, TYP.
2. WINDOW HEADERS SHALL BE (3)-2x10's, U.N.O.
3. PROVIDE (3)-2x6 COLUMNS, U.N.O.
4. ALL LIVE LOADS IN THE BUILDING ARE TO BE REMOVED PRIOR THE FORTIFYING OR ALTERING OF ANY EXISTING STRUCTURAL FRAMING MEMBERS.
5. VERIFY LOCATION, QUANTITY AND QUALITY OF ALL EXISTING STRUCTURAL AND FRAMING MEMBERS IN FIELD.

NOTE:


1. ALL COLUMNS CONTINUOUS TO FOUNDATION U.N.O
2. SISTER ALL DAMAGED RAFTERS W/ NEW 2x8's

PLAN LEGEND

- BEARING WALL
- SHEAR WALL
- BEAM
- HSS COLUMN
- COLUMN FROM ABOVE
- COLUMN BELOW
- COLUMN ABOVE AND BELOW
- HOLD-DOWN

THIRD FLOOR FRAMING PLAN


SCALE: 3/8"=1'-0"



424 Fore Street
Portland, ME 04101
Phone 207.842.2800
Fax 207.842.2828
www.cascobayengineering.com

CLIENT:
WHIPPLE CALLENDER
ARCHITECTS

136 PLEASANT AVE
PORTLAND ME, 04103



12-11-17

MELLEN STREET RENOVATION
10 MELLEN STREET PORTLAND ME, 04103

PROPOSED BUILDING RENOVATION

No.	DESCRIPTION	ISSUED FOR CONSTRUCTION		REVISED NOTES			
		DR	CHKD	DATE	BY	CHKD	DATE
0				12-11-17	ED		
1				1-2-18	ED		

SHEET TITLE:

THIRD FLOOR
FRAMING PLAN

DESIGNED: ED
DRAWN: CD
DATE: 10-13-17
PROJECT NUMBER: 17-130

S1.3