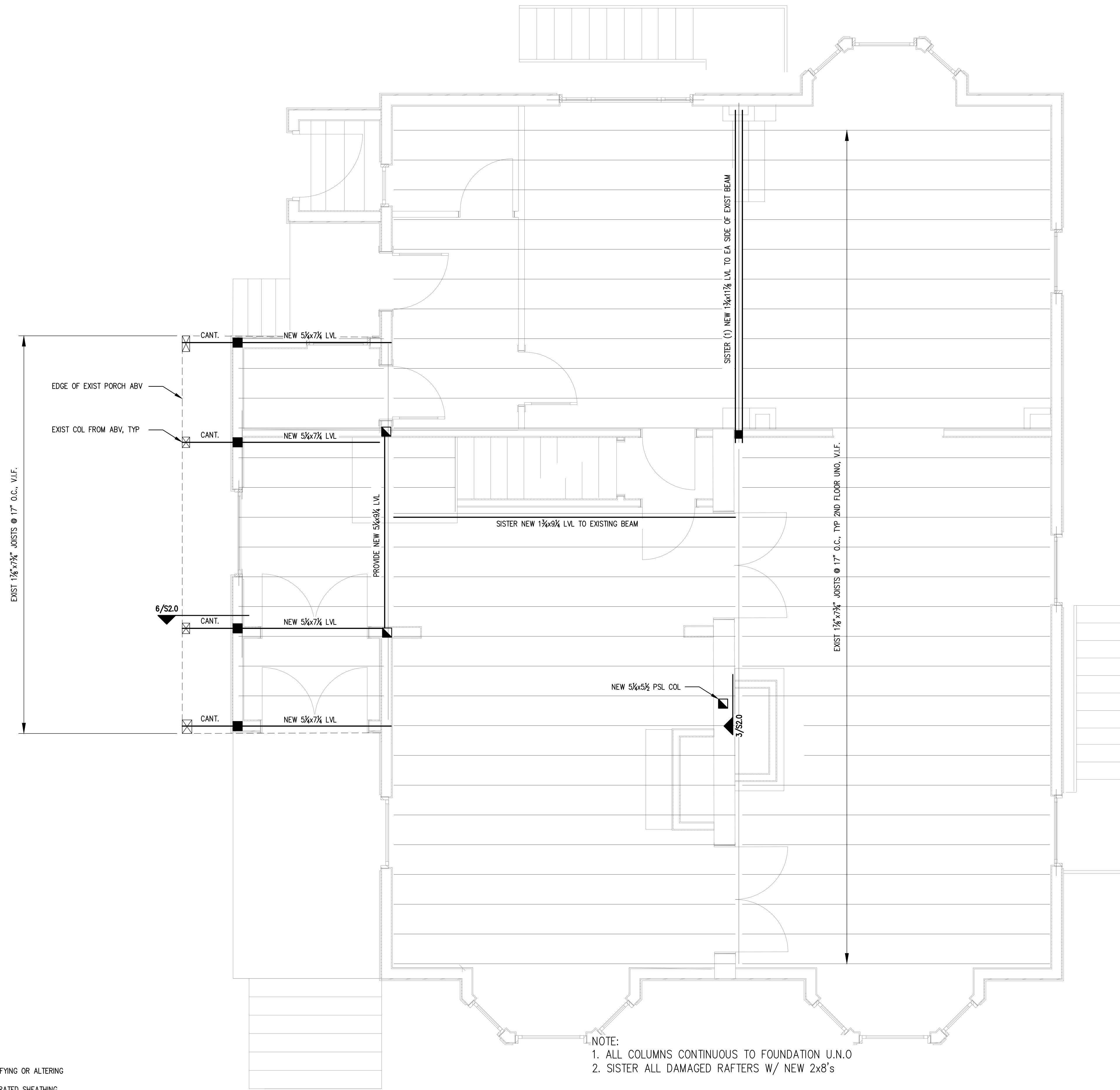


PRINTED: Dec 11, 2017



- NOTES:**
1. PROVIDE SIMPSON JOIST HANGERS AT ALL JOIST ENDS, TYP.
 2. WINDOW HEADERS SHALL BE (3)-2x10's, U.N.O.
 3. PROVIDE (3)-2x6 COLUMNS, U.N.O.
 4. ALL LIVE LOADS IN THE BUILDING ARE TO BE REMOVED PRIOR THE FORTIFYING OR ALTERING OF ANY EXISTING STRUCTURAL FRAMING MEMBERS.
 5. ALL EXTERIOR WALLS SHALL BE SHEATHED ON ONE SIDE WITH 3/8" APA RATED SHEATHING. NAIL EXTERIOR SHEATHING PANEL EDGES @ 6" o.c. BLOCK AND STAGGER ALL PANEL EDGES. SPACE NAILS AT 12" o.c. AT INTERMEDIATE PANEL EDGES.
 6. VERIFY LOCATION, QUANTITY AND QUALITY OF ALL EXISTING STRUCTURAL AND FRAMING MEMBERS IN FIELD.


- NOTE:**
1. ALL COLUMNS CONTINUOUS TO FOUNDATION U.N.O
 2. SISTER ALL DAMAGED RAFTERS W/ NEW 2x8's

PLAN LEGEND

	BEARING WALL
	SHEAR WALL
	BEAM
	HSS COLUMN
	COLUMN FROM ABOVE
	COLUMN BELOW
	COLUMN ABOVE AND BELOW
	HOLD-DOWN

SECOND FLOOR FRAMING PLAN


SCALE: 3/8"=1'-0"



424 Fore Street
Portland, ME 04101
Phone 207.842.2800
Fax 207.842.2828
www.cascobayengineering.com

CLIENT:
WHIPPLE CALLENDER
ARCHITECTS

136 PLEASANT AVE
PORTLAND ME, 04103



MELLEN STREET RENOVATION
10 MELLEN STREET PORTLAND ME, 04103

PROPOSED BUILDING RENOVATION

No.	ISSUED DESCRIPTION	DR.	CHK.	DATE
0	ISSUED FOR CONSTRUCTION	CD	ED	12-11-17

SHEET TITLE:

SECOND FLOOR
FRAMING PLAN

DESIGNED: ED
DRAWN: CD
DATE: 10-13-17
PROJECT NUMBER: 17-130

S1.2