



Baxter Library Interior Fit-Up

Congress Street
Portland, ME 04101

Owner / Developer:
Northland Enterprises
One City Center: Fourth Floor
Portland, ME 04101
phone: 207 871-1080
fax: 775-4325
e-mail: jbenthiem@eaglepointco.com

General Contractor:
Benchmark
38 Thomas Drive
Westbrook, ME 04092
phone: 207 591-7600
fax: 207-591-7604
email: mark@benchmarkconstruction.com

Tenant:
Via
50 Danforth Street
Portland, ME 04101
phone: 207 761-0288
fax:
e-mail: dcarolin@vianow.com

Structural Engineer:
Structural Design Consulting, Inc
22 Oakmont Drive
Old Orchard Beach, ME 04064
tel: 207 934-8038
fax: 207 934-8039
e-mail: djt@sdinc.com

Tenant Improvement Architect:
Scott Simons Architects
75 York Street
Portland, Maine 04101
phone: 207 772-4656
fax: 207 828-4656
e-mail: will@simonsarchitects.com



Mechanical Engineer:
HVAC Services
phone: 207 443-5447
email: rmitchell@hvacserv.com

Shell & Core Architect:
Archetype Architects
48 Union Wharf
Portland, Maine 04101
phone: 207 772-6022
fax: 207 772-4056
e-mail: gough@archetypepa.com.com

Electrical Engineer:
Bartlett Design
phone: 207 443-5447
email: larry@bartdes@blazenetme.net

- DRAWING LIST:**
- TI-000 COVER SHEET
 - TI-101 FIRST FLOOR PLAN
 - TI-102 SECOND FLOOR PLAN
 - TI-103 THIRD FLOOR PLAN
 - TI-104 MEZZANINE FLOOR PLAN & RCP
 - TI-105 ENLARGED FLR PLANS / DETAILS
 - TI-601 BLDG SECTIONS / INTERIOR ELEVATIONS
 - TI-602 BLDG SECTIONS / INTERIOR ELEVATIONS
 - TI-603 INTERIOR ELEVATIONS
 - TI-604 INTERIOR ELEVATIONS
 - TI-605 MILLWORK & PARTITION DETAILS
 - TI-606 MISCELLANEOUS DETAILS
 - TI-701 FIRST FLOOR REFLECTED CLG PLAN
 - TI-702 SECOND FLOOR REFLECTED CLG PLAN
 - TI-703 THIRD FLOOR REFLECTED CLG PLAN
 - TI-704 FINISH & PARTITION SCHEDULES
 - TI-705 DOOR SCHEDULES & DETAILS

**REFER TO SHELL & CORE SET
BY ARCHETYPE FOR CODE,
HISTORIC, DEMOLITION,
BUILDING, ELEVATION, WALL
SECTION, STRUCTURAL,
MECHANICAL, ELECTRICAL, &
FIRE SUPPRESSION
INFORMATION**



Scott Simons Architects
75 York Street
Portland, Maine 04101
tel: 207 772 4656
fax: 207 828 4656
web: www.simonsarchitects.com

THIS DRAWING IS THE PROPERTY OF
SCOTT SIMONS ARCHITECTS
AND IS NOT TO BE COPIED OR
REPRODUCED IN PART OR WHOLE.

PROJECT

VIA

**Baxter Library
Interior Fit Up**

CONGRESS STREET
PORTLAND, ME

TITLE

COVER SHEET

STATUS:

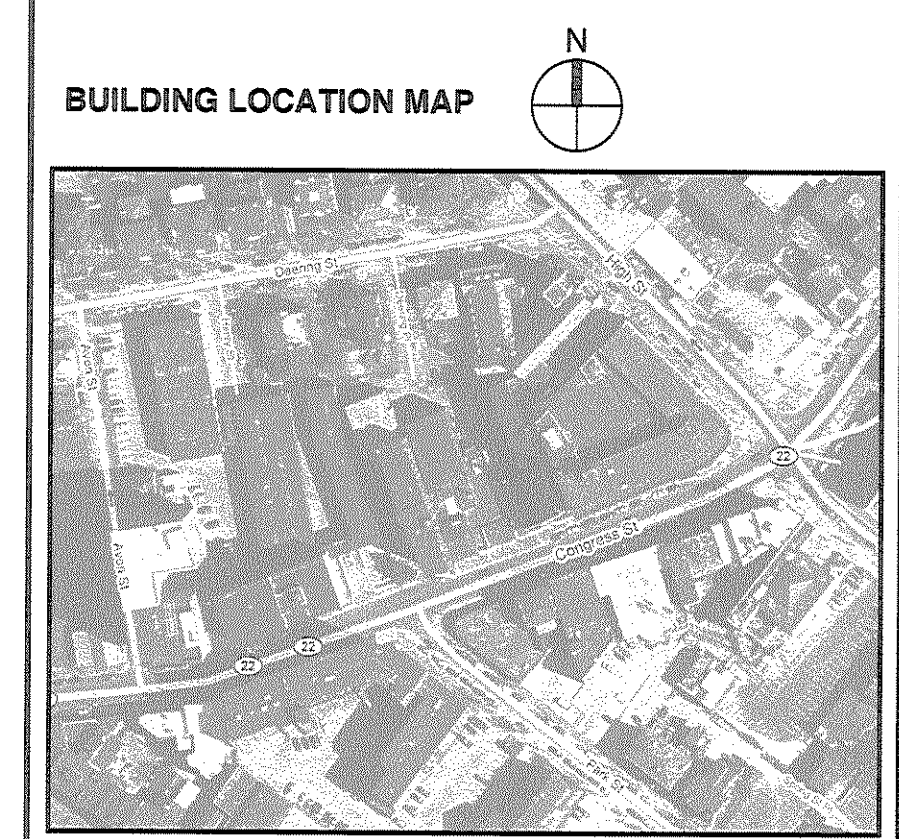
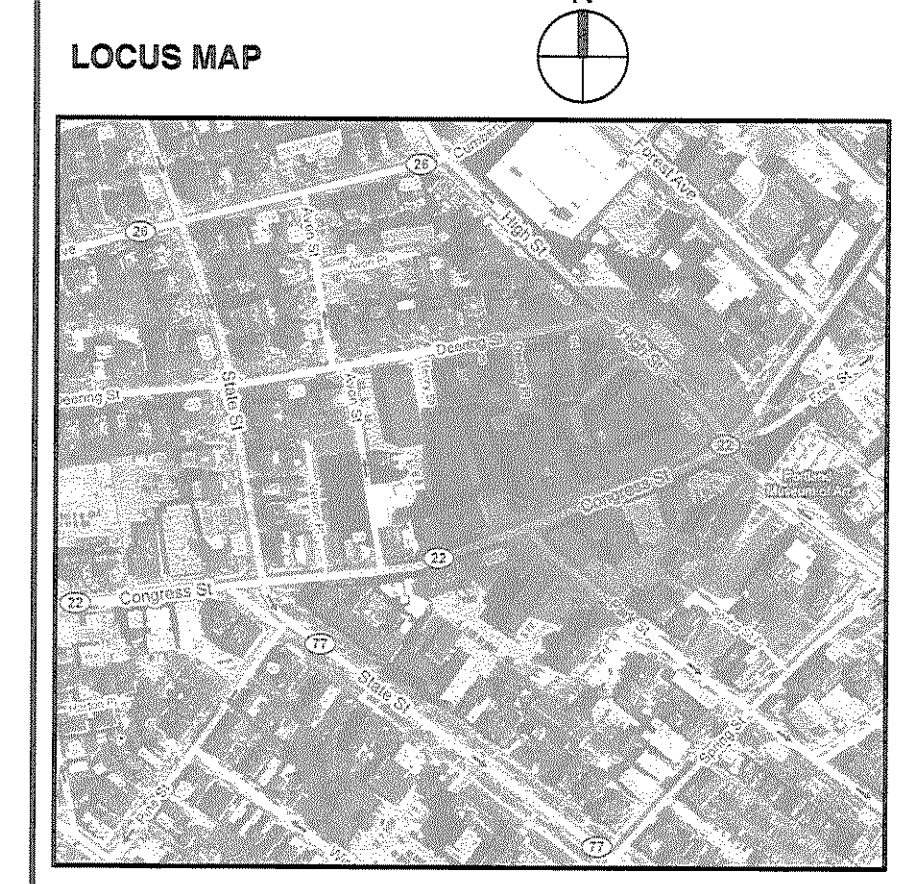
**CONSTRUCTION DOCUMENTS
ISSUED FOR PERMITTING**

DATE: 08.31.2009
SCALE: AS NOTED
PROJECT NO. 2009-0050
DRAWN BY:

REVISION / DATE:
ESTIMATING REVISION: APPLY TO
ALL REVISION CLOUDS
09.08.2009

2009 © Scott Simons Architects

DWG NO. **TI-000**



DRAWING KEY

TEXT LEADER

ALL DIMENSIONS TO FACE OF STUD

NEW OR REQUIRED POINT ELEVATION

EXISTING POINT ELEVATION

EXISTING DOOR

NEW DOOR

EXISTING CONTOUR ELEVATION NOTED ON HIGH SIDE

NEW CONTOUR ELEVATION NOTED ON HIGH SIDE

TEST BORING

MATCH LINE

DATUM POINT

FIRST FLOOR EL: 100.0'

REVISION

WINDOW TYPE

DOOR TYPE

WALL TYPE

COLUMN GRID LINES

DRAWING PLAN SCALE: 1/4" = 1'-0"

BUILDING SECTION

WALL SECTION

DETAIL

EXTERIOR ELEVATION

SECTION DETAIL

INTERIOR ELEVATION

LIVING ROOM ROOM NAME & NUMBER

PROJECT NORTH

STAIR DIRECTION

BREAK LINES

MATERIAL KEY

COURSE GRAVEL

CONCRETE

STONE

EARTH/COMPACT FILL

GYPSUM/PLASTER

PLYWOOD

BATT INSULATION

FINISH WOOD

ROUGH WOOD

BLOCKING WOOD

CONCRETE MASONRY

BRICK MASONRY

SAND/FINE GRAVEL

RIGID INSULATION

GLASS

EXISTING WALL

NEW WALL

DEMO WALL

ABBREVIATIONS

AB ANCHORBOLT	FCP FIRE CONTROL PANEL	PART BD PARTICLE BOARD
ACT ANCHOR BOLT	FE FIRE EXTINGUISHER	PC PIECE
ADDL ADDITIONAL	FIN FINISH	PL PLATE
ADMIN ADMINISTRATION	FL FLOOR	PLAS PLASTER
AFF ABOVE FINISH FLOOR	FOS FACE OF STUD	PLAM PLASTIC LAMINATE
ALUM ALUMINUM	FRP FIBERGLASS REINFORCED PLASTIC	PLYWD PLYWOOD
AP ACCESS PANEL	FT FOOT	PNT PAINT
APV ASPHALT PAVEMENT	FTG FOOTING	POLY POLYURETHANE
ARCH ARCHITECT		PREP PREPARATION
BD BOARD	GA GAUGE	PSF POUNDS / SQUARE FOOT
BIT BITUMINOUS	GAL GALLON	PSI POUNDS / SQUARE INCH
BLDG BUILDING	GALV GALVANIZED	PT PRESERVATIVE TREATED
BLKG BLOCKING	GC GENERAL CONTRACTOR	PTD PAINTED
BM BENCHMARK	GR GRANITE	PVMT PAVEMENT
BR BEDROOM	GWB GYPSUM WALL BOARD	QT QUART
BRG BEARING	GYP GYPSUM	
BSMT BASEMENT		R RADIUS/RISER/RANGE
BTW BETWEEN	HD HIGH DENSITY	RD ROOF DRAIN
	HR HOUR	REC RECREATION
CAB CABINET	HC HOLLOW CORE	RECT RECTANGLE
CB CATCH BASIN	HDWR HARDWARE	REF REFERENCE
CEM CEMENT	HFS HALF FULL SCALE	REQD REQUIRED
CF CUBIC FEET	HGT HEIGHT	RFR REFRIGERATOR
CIRC CIRCLE/CIRCULAR	HM HOLLOW METAL	REINF REINFORCE/REINFORCING
CJ CONTROL JOINT	HO HOLD OPEN	RESIL RESILIENT
CL CENTER LINE	HRZ HORIZONTAL	REV REVISE/REVISION
CLG CEILING	HTG HEATING	RFG ROOFING
CLO CLOSET	HVAC HEATING, VENTILATION & AIR CONDITIONING	RM ROOM
CMU CONCRETE MASONRY UNIT		RO ROUGH OPENING
CO CLEAN OUT	HW HOT WATER	
COL COLUMN	HYD HYDRANT	S SOUTH/SINK
CONC CONCRETE	INCL INCLUDE/INCLUDING	SAN SANITARY
CONST CONSTRUCTION	IN INSIDE DIAMETER	SC SOLID CORE
CONT CONTINUE CONTINUOUS	INS INSULATE/INSULATION	SD STORM DRAIN
COOR COORDINATED	INT INTERIOR	SECT SECTION
CRS COURSE	INV INVERT	SF SQUARE FOOT
CT CERAMIC TILE		SHF SHEET
CTV CABLE TELEVISION LINE	JAN JANITOR	SIM SIMILAR
CUH CABINET UNIT HEATER	JC JANITOR CLOSET	SPEC SPECIFICATION(S)
CW COLD WATER/CURTAIN WALL	JT JOINT	SC SQUARE
CY CUBIC YARD		STC SOUND TRANSMISSION COEFFICIENT
	KIT KITCHEN	STD STANDARD
D DRYER	LAM LAMINATE/LAMINATED	STL STEEL
DBL DOUBLE	LAV LAVATORY	STOR STORAGE
DEFL DEFLECTION	LCC LEAD COATED COPPER	ST STAINLESS STEEL
DEMO DEMOLITION	LF LINEAR FOOT	SUSP SUSPENDED
DF DRINKING FOUNTAIN	LGT LIGHT	
DIA DIAMETER	LIN LINEN	T TREAD/TILET
DIAG DIAGONAL		TEL TELEPHONE
DIM DIMENSION	MTRL MATERIAL	TEMP TEMPERATURE/TEMPERED
DR DIRECTOR/DOOR	MAS MASONRY	T&G TONGUE & GROOVE
	MAX MAXIMUM	TH THICKNESS
	MECH MECHANICAL	TO TOP OF
	MED MEDICAL	TV TELEVISION
	MFR MANUFACTURER	TYP TYPICAL
	MGR MANAGER	
	MH MANHOLE	UL UNDERWRITERS LABORATORIES UTILITIES
	MIN MINIMUM	
	MISC MISCELLANEOUS	VB VAPOR BARRIER
	MO MASONRY OPENING	VCT VINYL COMPOSITE TILE
	MOLD MOLDING	VENT VENTILATOR/VENTILATION
	MR MOISTURE RESISTANT	VERT VERTICAL
	MTD MOUNTED	VEST VESTIBULE
	MTG MOUNTING	VR VAPOR RETARDER
	MTL METAL	
	N NORTH	W WEST/WATER/WASHER/WIDTH
	NATL NATURAL	W WITH
	NIC NOT IN CONTRACT	WC WATER CLOSET
	NL NIGHT LIGHT	WO WOOD
	NO NUMBER	WIND WINDOW
	NTS NOT TO SCALE	W/O WITH OUT
		WWF WELDED WIRE FABRIC
		WWM WELDED WIRE MESH
FBO FURNISHED BY OWNER		
FCO FLOOR CLEAN OUT		
FD FLOOR DRAIN		
	OZ OWNER FURNISHED CONTRACTOR INSTALLED ONCE	