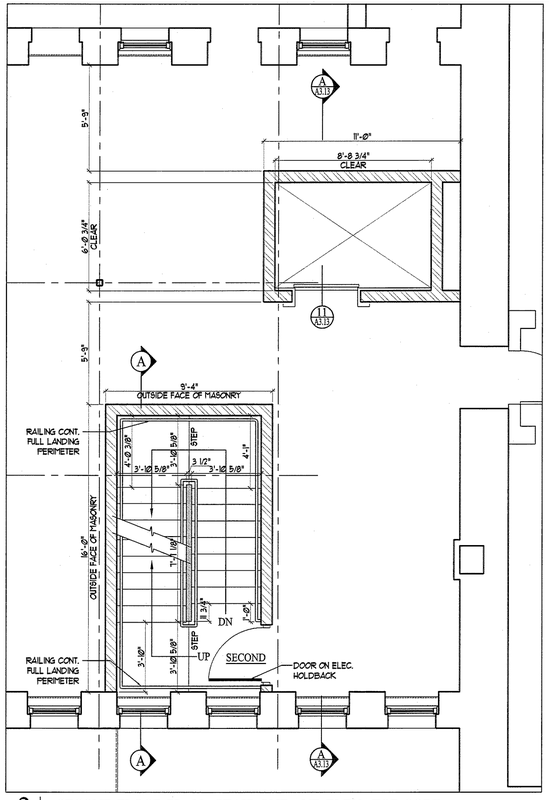

2 | SECOND FLOOR PLAN - STAIR ONE AND ELEVATOR CORE
SCALE: 1/4"=1'-0"

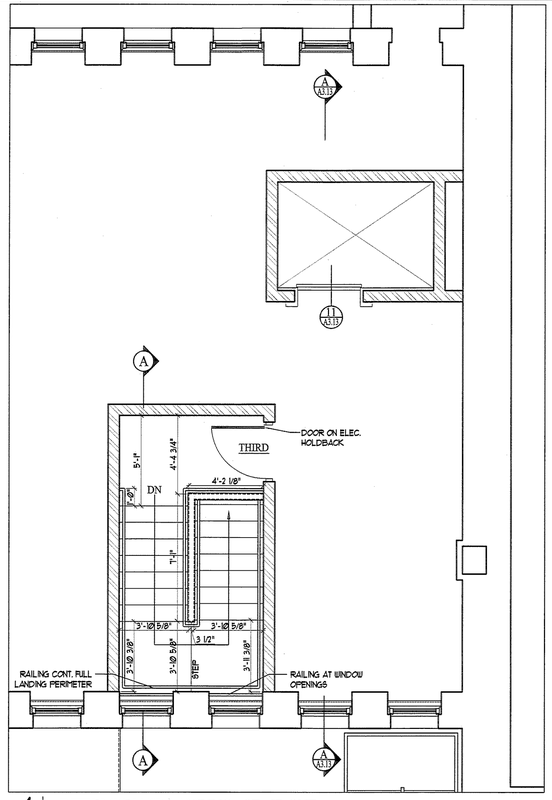

4 | INTERMEDIATE LANDING - STAIR ONE
SCALE: 1/4"=1'-0"

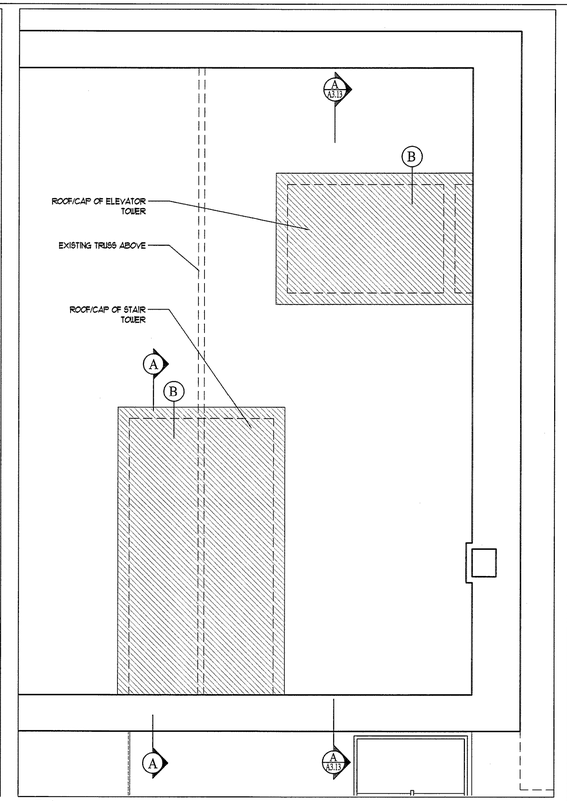

5 | ROOF PLAN - STAIR ONE AND ELEVATOR CORE
SCALE: 1/4"=1'-0"

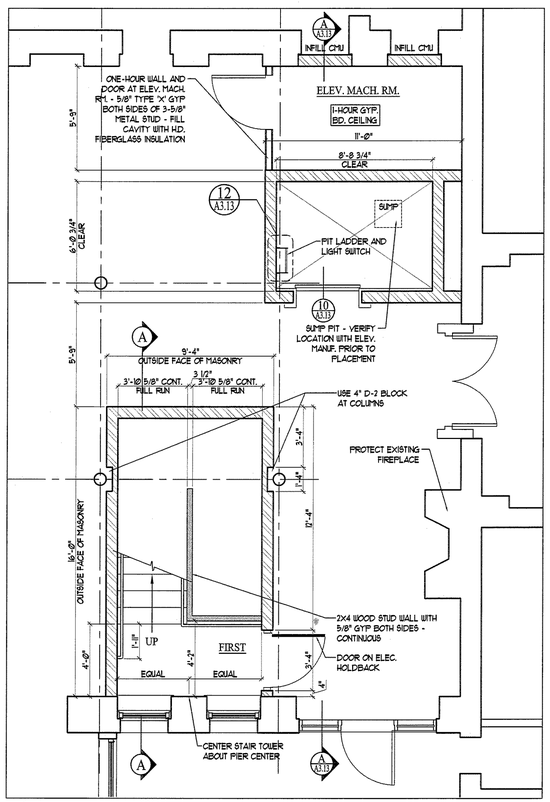

1 | FIRST FLOOR PLAN - STAIR ONE AND ELEVATOR CORE
SCALE: 1/4"=1'-0"

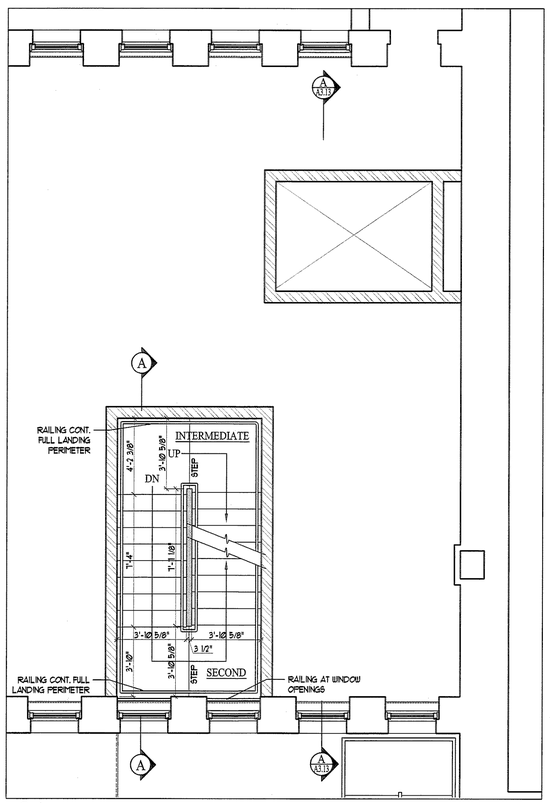

3 | THIRD FLOOR PLAN - STAIR ONE AND ELEVATOR CORE
SCALE: 1/4"=1'-0"

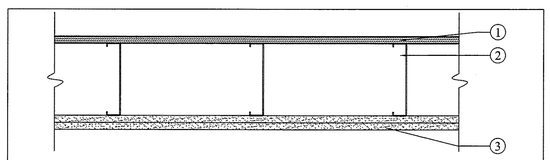

R1 | 1 HOUR CEILING ASSEMBLY
GA FILE NO. FC5406 - APPENDED GA 610-02

1. 19/32" APA rated sheathing applied at right angles to joists with 8d nails.
2. **Joists** -- 18 GA. 8" 'C'-Joists spaced 16" O.C. attached to 8" 18GA. ledger. Ledger fixed to C.M.U. wall with powder actuated fasteners.
3. **Gypsum Board** -- **Base** layer 5/8" type X gypsum wallboard applied at right angles to wood framing with 1 1/4" Type W or S drywall screws 24" o.c. **Face** layer **5/8"** type X gypsum wallboard or gypsum veneer base applied at right angles to framing with 1 7/8" Type W or S drywall screws 12" o.c. at joints and intermediate joists and 1 1/2" type G dyrwall screws 12" O.C. placed 2" back on either side of end joints. Edge joints offset 24" from base layer edge joints.

Ceiling provides one hour fire resistance protection for framing, including trusses.

B | ROOF/CEILING ASSEMBLY - STAIR ONE
SCALE: 1-1/2"=1'-0"

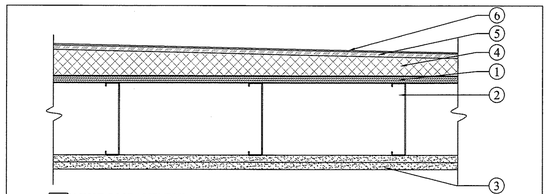

R2 | 1 HOUR ROOF ASSEMBLY
GA FILE NO. FC5406 - APPENDED GA 610-02

1. 19/32" APA rated sheathing applied at right angles to joists with 8d nails.
2. **Joists** -- 18 GA. 8" 'C'-Joists spaced 16" O.C. attached to 8" 18GA. ledger. Ledger fixed to C.M.U. wall with powder actuated fasteners.
3. **Gypsum Board** -- **Base** layer 5/8" type X gypsum wallboard applied at right angles to wood framing with 1 1/4" Type W or S drywall screws 24" o.c. **Face** layer **5/8"** type X gypsum wallboard or gypsum veneer base applied at right angles to framing with 1 7/8" Type W or S drywall screws 12" o.c. at joints and intermediate joists and 1 1/2" type G dyrwall screws 12" O.C. placed 2" back on either side of end joints. Edge joints offset 24" from base layer edge joints.
4. Tapered Rigid Insulation - Min. thickness of 4". Slope to scupper at a minimum of 1/4" per 1'-0".
5. 1/2" High Density Fiberboard
6. Fully Adhered 0.060" EPDM Roofing - SEE SPECIFICATION

Ceiling provides one hour fire resistance protection for framing, including trusses.

C | ROOF/CEILING ASSEMBLY - STAIR TWO
SCALE: 1-1/2"=1'-0"

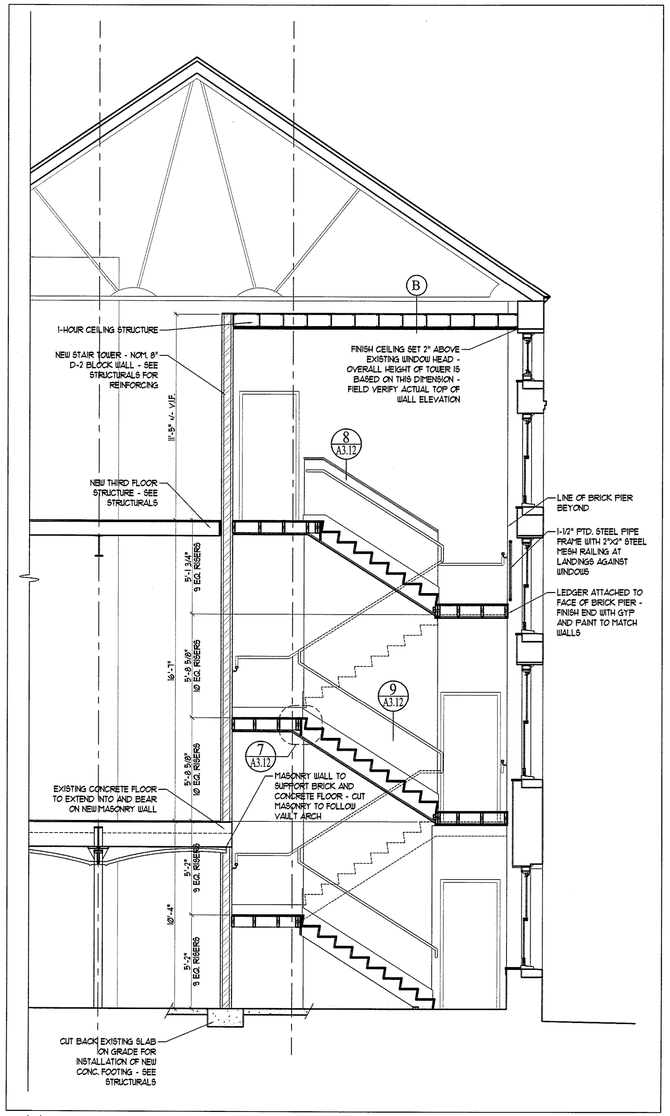

A | STAIR ONE SECTION
SCALE: 1/4"=1'-0"

GENERAL NOTES:

1. NOM. 8" D-2 C.M.U. AT ELEVATOR AND STAIR SHAFTS PROVIDES 2-HOUR FIRE PARTITION RATING (1-HOUR REQUIRED)
2. SEE STRUCTURAL FOR C.M.U. REINFORCING
3. ALL WOOD SHEATHING IN STAIR TOWERS TO BE 3/4" AC PLYWOOD, GLUED AND SCREWED
4. FINISH IN STAIRWELLS TO BE BY INTERIOR FIT-UP
5. ALL CONCRETE BLOCK PAINTED FINISH
6. ALL GYP WALLS IN STAIRS TO HAVE PTD WOOD BASE TRIM
7. NO BASE TRIM AT BLOCK WALLS
8. HANDRAILS PTD. STEEL PIPE RAIL ON STEEL BRACKETS - COLOR BY INTERIOR FIT-UP
9. FRAMING AT LANDINGS TO BE 2X8 UNLESS NOTED OTHERWISE ON STRUCTURAL DRAWINGS
10. MAINTAIN MIN. 6'-8" CLEAR VERT. TO FINISH FOR FULL RUN OF STAIR AND AT ALL LANDINGS
11. NOTIFY ARCHITECT WHERE DIMENSIONS AS STATED ON DRAWINGS VARY FROM FIELD VERIFICATION
12. SEE SHEET A3.13 FOR ELEVATOR SECTION AND DETAILS

LICENSED ARCHITECT
DAVID LLOYD
NO. 936
STATE OF MAINE

Prepared For:
NORTHLAND ENTERPRISES, LLC
ONE CITY CENTER - 4TH FLOOR
PORTLAND, ME 04101

Consulting Engineer:

Architect:
ARCHETYPE architects
48 Union Wharf Portland, Maine 04101
(207) 772-6022 Fax (207) 772-4056

Project:
The BAXTER LIBRARY
619 CONGRESS STREET
PORTLAND, MAINE

Revisions:
Issued for Pricing - 19 August 2009
Issued for Bid - 8 September 2009

Scale: AS NOTED

Date: 19 August 2009

STAIR ONE SECTION AND DETAILS

A3.11