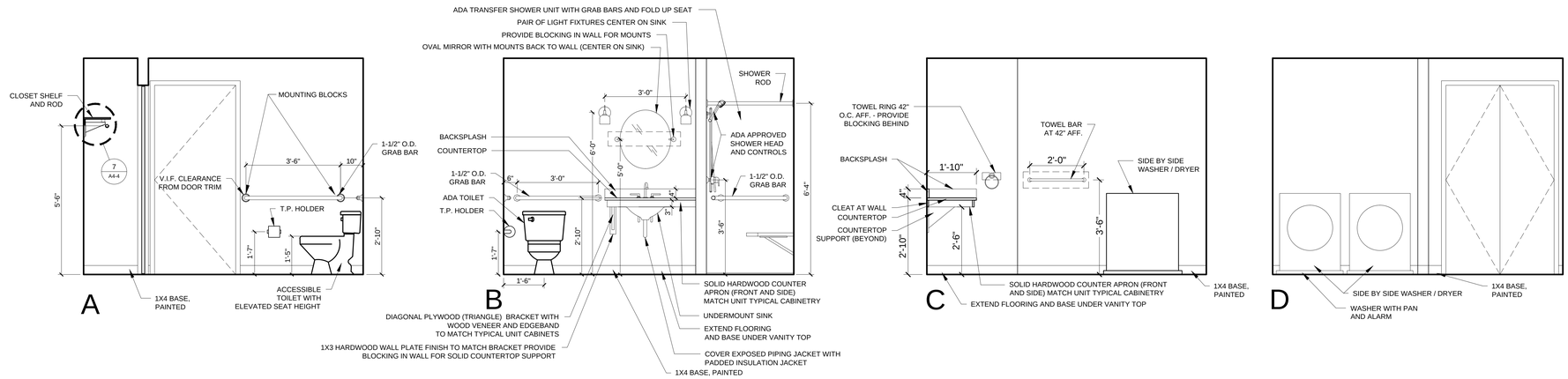

3 UNIT 208-808 (ADA) INTERIOR ELEVATIONS
1/2" = 1'-0"

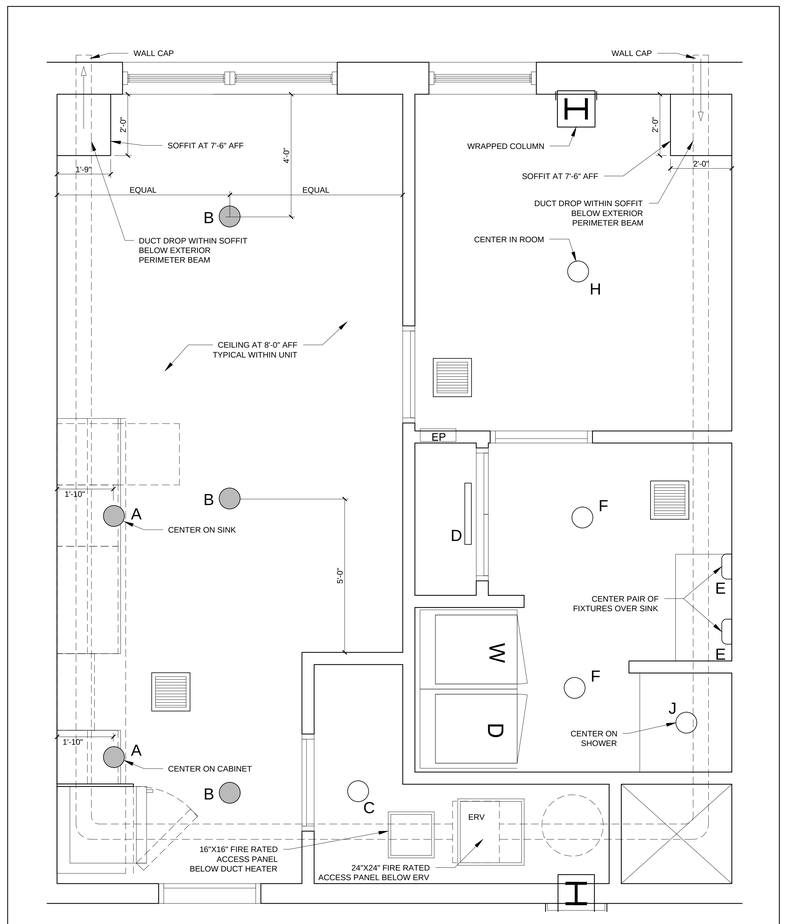

2 UNIT 208-808 REFLECTED CEILING PLAN
1/2" = 1'-0"

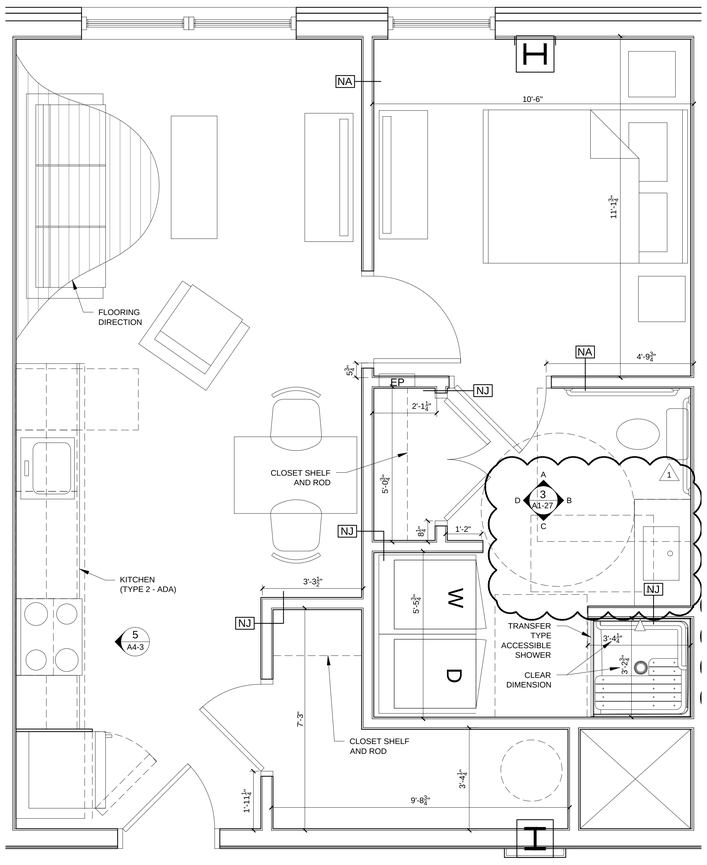

1 UNIT 208-808 FLOOR PLAN
1/2" = 1'-0"

REFLECTED CEILING PLAN NOTES

1.) G.C. TO COORDINATE LOCATIONS OF PLUMBING CLEAN OUTS WITH ACCESS PANELS AS SHOWN ON REFLECTED CEILING PLANS

2.) G.C. TO PROVIDE ACCESS PANELS AS REQUIRED FOR ALL ELEMENTS (SPRINKLER, VALVES, ETC) NOT SHOWN ON THIS REFLECTED CEILING PLAN)

3.) G.C. TO PROVIDE METAL FRAMING AND BLOCKING REQUIRED FOR ALL ACCESS PANELS AND CONTROL JOINTS

4.) ALL ACCESS PANELS TO BE FIRE RATED TO MATCH THE CEILING THEY ARE INSTALLED WITHIN

UNIT NOTES

1.) CEILING HEIGHTS, WINDOW HEAD AND SILL HEIGHTS VARY FROM FLOOR TO FLOOR, INTERIOR ELEVATIONS GRAPHICALLY DEPICT ONE FLOOR ONLY, FOR HEIGHT INFORMATION REFER TO BUILDING SECTIONS AND WALL SECTIONS
2.) G.C. TO CONFRIM AND COORDINATE ALL ROUGH FRAMING DIMENSIONS FOR TUBS, SHOWERS, BUILT-IN FIXTURES ETC. G.C. TO CONFRIM AND COORDINATE ALL CABINETRY AND APPLIANCES DIMENSIONS
3.) PROVIDE APPROPRIATE FIRE TREATED BLOCKING IN WALLS BEHIND ALL FIXTURES, PARTITIONS AND ACCESSORIES. BLOCKING FOR GRAB BARS TO BE PROVIDED IN WALLS OF BATHROOMS IN ALL UNITS
4.) PROVIDE MOISTURE RESISTANT GWB AT ALL WALLS AND CEILINGS IN BATHROOMS TYPICAL
5.) SET ALL CLOTHES WASHERS IN PANS WITH WATER SENSOR
6.) REFER TO ELECTRICAL AND MECHANICAL DRAWINGS FOR ADDITIONAL INFORMATION REGARDING, LIGHTING, DIFFUSERS, ETC.
7.) PROVIDE FIRE EXTINGUISHER ON BRACKET IN BASE CABINET BELOW KITCHEN SINK - TYPICAL
8.) HANG HOT WATER HEATER FROM DECK ABOVE. (SEE DETAIL ON TYPICAL UNIT DETAILS SHEET)
9.) WHERE DROPPED SOFFITS AND CEILINGS ARE SHOWN, THESE ARE IN ADDITION TO THE FIRE RATED GWB CEILING ABOVE WHICH IS PART OF THE RATED ASSEMBLY
10.) WHERE PLUMBING VALVES (TUB, SHOWER, ETC) ARE LOCATED IN FIRE RATED WALLS, PROVIDE FIRE RATED BOX IN WALL FOR VALVE TO BE INSTALLED WITHIN

CABINETRY AND APPLIANCE ABBREVIATIONS

DB	= DRAWER BASE
DRB	= DOOR BASE
SB	= SINK BASE
WC	= WALL CABINET
WC(24)	= WALL CABINET 24" DEEP
PU	= PANTRY UNIT 24" DEEP
OS	= OPEN SHELVES
RA	= RANGE
DW	= DISHWASHER
REF	= REFRIGERATOR

REFLECTED CEILING PLAN AND LIGHTING LEGEND

SYMBOL	TAG	DESCRIPTION
	A	SURFACE MOUNT - TBD
	B	SURFACE MOUNTED - TBD
	C	SURFACE MOUNT - IN CLOSETS
	D	SURFACE MOUNTED ON WALL ABOVE DOOR
	E	WALL SCONCE IN BATHROOM OVER VANITY
	F	SURFACE MOUNT - WET LOCATION
	H	SURFACE MOUNT CENTER IN BEDROOMS
	J	SURFACE MOUNT - WET LOCATION
	K	EXTERIOR CUT OFF DOWN LIGHT
		CEILING GRILLE

REGISTERED ARCHITECT
RYAN J. SENATORE
No. 3322
STATE OF MAINE

© 2015 RYAN SENATORE ARCHITECTURE

667 CONGRESS STREET
APARTMENTS
PORTLAND, MAINE

RSA
RYAN SENATORE ARCHITECTURE
565 CONGRESS STREET
PORTLAND, MAINE 04101
207-650-6414
senatorearchitecture.com

CONSULTANTS:
STRUCTURAL:
Structural Integrity
77 Oak Street
Portland, ME 04101
207-774-4614

REVISIONS:
1 REVISION #1 - 05/17/16

DATE:	FEBRURAY 15, 2016
PROJECT No.	1503
DRAWN BY:	RJS / RRT
CHECKED BY:	RJS
SCALE:	AS NOTED

SHEET TITLE:
UNIT 208-808 PLANS AND INTERIOR ELEVATIONS

A1-27