

















LEGEND

GENERAL NOTES:











- 1) ALL BRANCH CIRCUITS TO BE TYPE MC CABLE.
- 2) ALL ELECTRICAL MUST MEET NEC AND LOCAL CODES.
- 3) TELEPHONE AND DATA WIRING BY OTHERS
- 4) TEMPERATURE CONTROL WIRING BY OTHERS


DRAWINGS

E1.0	BASEMENT
E1.1	1ST FLOOR
E1.2	SERVICE
E2.0	2ND FLOOR
E2.1	TYPICAL UNIT
E2.2	3RD FLOOR
E2.3	7TH FLOOR
E2.4	8TH FLOOR
E3.0	ROOF
E4.0	SCHEDULES
E4.1	ONE LINE

S	SINGLE POLE SWITCH - MOUNTED 48" AFF TO TOP
S₃	THREE WAY SWITCH - MOUNTED 48" AFF TO TOP
S₄	FOUR WAY SWITCH - MOUNTED 48" AFF TO TOP
S_M	MOTION SENSING SWITCH
	SPECIALTY OUTLET
	GFI RECEPTACLE SUBSCRIPT IS FOR COUNTER HEIGHT OR WP FOR WEATHER PROOF
	DUPLEX CONVENIENCE OUTLET 18" AFF TO CENTER EXCEPT AS NOTED
	DOUBLE DUPLEX CONVENIENCE OUTLET 18" AFF TO CENTER EXCEPT AS NOTED
	JUNCTION BOX - SIZED AS REQUIRED
	DISCONNECT SWITCH - FUSED AS REQUIRED (DIAGONAL LINE INDICATES FUSED)
	ELECTRIC MOTOR CONTROLLER
	EXIT LIGHT W/LED LAMPS
	EBU - EMERGENCY LIGHT BATTERY UNIT. 120V VOLT AC. BATTERIES TO BE RATED FOR 90 MINUTES FOR CONNECTED LOAD.
	CATV LOCATION
	POWER FLOOR BOX
	CEILING MOTION SENSOR
	RELAY
	ADA DOORBELL STROBE
	ADA DOORBELL
	AREA OF RESCUE
GFI	GROUND FAULT INTERRUPTER /W SURGE SUPPRESSOR
EWC	ELECTRIC WATER COOLER
EF	EXHAUST FAN
WP	WEATHERPROOF
PC	PARTIAL CIRCUIT
FBO	FURNISHED BY OTHERS
C	COUNTER HEIGHT (SEE MILLWORK DRAWINGS FOR HEIGHT)
H	HOSPITAL GRADE W/RED FACE AND PLATE. IF GFI, DEVICE TO HAVE SURGE SUPPRESSOR
IG	ISOLATED GROUND OUTLET /W SURGE SUPPRESSOR. ORANGE FACE AND PLATE
ST	MANUAL THERMAL OVERLOAD SWITCH
BD	BUSS DUCT
DTT	DRY TYPE TRANSFORMER
C	

FIRE ALARM SYSTEM

	FIRE ALARM MANUAL STATION 48" AFF
	FIRE ALARM UNIT MINI HORN STROBE UNIT (NUMBER DENOTES CANDELA RATING) 6'8" AFF
	FIRE ALARM HORN AND LIGHT UNIT - MOUNT 80" AFF EXCEPT NO CLOSER THAN 6" TO CEILING. NUMBER DENOTES CANDELA RATING
	SPRINKLER TAMPER SWITCH
	SPRINKLER WATERFLOW SWITCH
	FIRE ALARM VISUAL UNIT (NUMBER DENOTES CANDELA RATING) 6'8" AFF
	FIRE ALARM SMOKE DETECTOR "E" SUBSCRIPT DENOTES ELEVATOR RECALL.
	FIRE ALARM SMOKE/CO COMBINATION DETECTOR
	FIRE ALARM ANNUNCIATOR
	FIRE ALARM CONTROL PANEL



B.H. Milliken

ELECTRICAL CONTRACTORS

175 ANDERSON STREET
 PORTLAND, MAINE 04101
 207.879.1877

667 CONGRESS STREET
 APARTMENTS
 667 CONGRESS ST
 PORTLAND, MAINE

TITLE:

LEGEND

REV1: 2/22/16

SCALE: NTS

DATE: 1/29/2016

SHEET:

E0.1