GRAPHIC DEPICTION

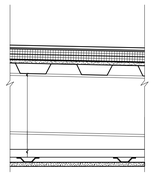

DESCRIPTION

- EPDM ROOF MEMBRANE
- ROOFING COVERBOARD
- 1" POLYISOCYANURATE INSULATION (R-6.7)
- TAPERED INSULATION WHERE INDICATED ON ROOF PLAN
- 5/8" 'TYPE-X' EXTERIOR DENS-DECK BOARD
- GALVANIZED STEEL CORRUGATED DECK (SEE STRUCTURAL DRAWINGS)
- STEEL BEAMS (SEE STRUCTURAL DRAWINGS)
- HANGER WIRE ATTACHMENT TO DECK AT LOW FLUTES
- GALVANIZED STEEL HANGER WIRE ATTACHED TO STEEL DECK WITH (MIN.) 18 GAUGE (2" WIDE BY 3-1/3" LONG) HANGER CLIPS
- STEEL FRAMING MEMBERS, MAIN RUNNERS 15/16 WIDE FACE 48" O.C.
- CROSS CHANNELS 24" O.C.
- LAYER OF 5/8" 'TYPE-X' EXTERIOR DENSGLAS ATTACHED PERPENDICULAR TO CHANNELS, JOINTS STAGGERED
-SKIM COAT ENTIRE CEILING WITH EXTERIOR SKIM PRODUCT PER DENSGLAS MANUFACTURERS INSTRUCITONS

TYPE	FIRE RATING	UL NUMBER	STC RATING	IIC RATING
R5	1 HR	SIM. P510	N/A	N/A

GRAPHIC DEPICTION

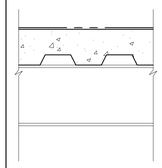

DESCRIPTION

- WATERPROOF MEMBRANE
- REINFORCED CONCRETE COMPOSITE SLAB ON GALVANIZED STEEL CORRUGATED DECK (SEE STRUCTURAL DRAWINGS)
- GALVANIZED STEEL BEAMS (SEE STRUCTURAL DRAWINGS) WITH 2 HR SPRAYED ON FIRE PROOFING

TYPE	FIRE RATING	UL NUMBER	STC RATING	IIC RATING
F3	2 HR	D916	N/A	N/A

GRAPHIC DEPICTION

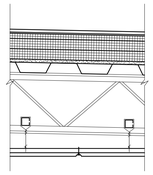

DESCRIPTION

- EPDM ROOF MEMBRANE
- ROOFING COVERBOARD
- 5" POLYISOCYANURATE INSULATION (R-33)
- TAPERED INSULATION WHERE INDICATED ON ROOF PLAN
- 5/8" 'TYPE-X' EXTERIOR DENS-DECK BOARD
- GALVANIZED STEEL CORRUGATED DECK (SEE STRUCTURAL DRAWINGS)
- STEEL BEAMS (SEE STRUCTURAL DRAWINGS)
- STEEL BAR JOISTS (SEE STRUCTURAL DWGS)
- 16 GAUGE COLD ROLLED CHANNELS 1-1/2" DEEP WITH 9/16" FLANGES ON TOP OF BOTTOM CHORD FOR HANGER WIRE ATTACHMENT
- GALVANIZED STEEL HANGER WIRE ATTACHED TO CHANNELS
- FIRE RATED ACOUSTICAL CEILING TILE MAIN RUNNER SUPPORT SYSTEM AND CROSS MEMBERS WITH CLIPS
- FIRE RATED ACOUSTICAL CEILING TILE

TYPE	FIRE RATING	UL NUMBER	STC RATING	IIC RATING
R4	1 HR	P225	N/A	N/A

GRAPHIC DEPICTION

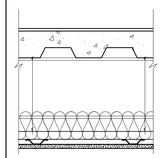

DESCRIPTION

- FINISHED FLOOR PER SCHEDULE
- 1/8" RUBBER MEMBRANE UNDERLAYMENT
- REINFORCED CONCRETE COMPOSITE SLAB ON GALVANIZED STEEL CORRUGATED DECK (SEE STRUCTURAL DRAWINGS)
- STEEL BEAMS (SEE STRUCTURAL DRAWINGS) WITH 2 HR SPRAYED ON FIRE PROOFING
- 3" FIBERGLASS SOUND BATT INSULATION
- GALVANIZED STEEL HANGER WIRE ATTACHED TO STEEL DECK WITH (MIN.) 18 GAUGE (2" WIDE BY 3-1/3" LONG) HANGER CLIPS
- STEEL FRAMING MEMBERS, MAIN RUNNERS 15/16 WIDE FACE 48" O.C.
- CROSS CHANNELS 24" O.C.
- LAYER OF 5/8" 'TYPE-X' GWB ATTACHED PERPENDICULAR TO CHANNELS, JOINTS STAGGERED

TYPE	FIRE RATING	UL NUMBER	STC RATING	IIC RATING
F2	2 HR	D502	52-56	N/A

GRAPHIC DEPICTION

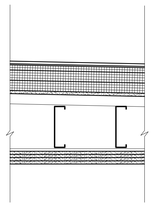

DESCRIPTION

- EPDM ROOF MEMBRANE
- ROOFING COVERBOARD
- 5" POLYISOCYANURATE INSULATION (R-33)
- TAPERED INSULATION WHERE INDICATED ON ROOF PLAN
- 5/8" 'TYPE-X' EXTERIOR DENS-DECK BOARD
- GALVANIZED STEEL CORRUGATED DECK (SEE STRUCTURAL DRAWINGS)
- STEEL BEAMS (SEE STRUCTURAL DRAWINGS)
- 8" LIGHT GAUGE STEEL FRAMING AT 16" O.C. (SEE STRUCTURAL DRAWINGS)
- 1/2" METAL HAT CHANNEL
- (4) LAYERS OF 5/8" TYPE 'X' GWB

TYPE	FIRE RATING	UL NUMBER	STC RATING	IIC RATING
R3	2 HR	N/A	N/A	N/A

GRAPHIC DEPICTION

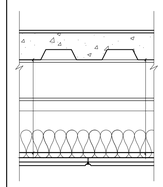

DESCRIPTION

- FINISHED FLOOR PER SCHEDULE
- REINFORCED CONCRETE COMPOSITE SLAB ON GALVANIZED STEEL CORRUGATED DECK (SEE STRUCTURAL DRAWINGS)
- STEEL BEAMS (SEE STRUCTURAL DRAWINGS) WITH 2 HR SPRAYED ON FIRE PROOFING
- 3" FIBERGLASS SOUND BATT INSULATION
- GALVANIZED STEEL HANGER WIRE ATTACHED TO STEEL DECK WITH (MIN.) 18 GAUGE (2" WIDE BY 3-1/3" LONG) HANGER CLIPS
- FIRE RATED ACOUSTICAL CEILING TILE MAIN RUNNER SUPPORT SYSTEM AND CROSS MEMBERS WITH CLIPS
- FIRE RATED ACOUSTICAL CEILING TILE

TYPE	FIRE RATING	UL NUMBER	STC RATING	IIC RATING
F6	2 HR	D216	N/A	N/A

GRAPHIC DEPICTION

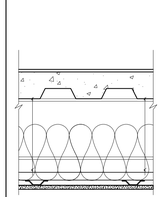

DESCRIPTION

TOTAL FLOOR R-VALUE = 38

- FINISHED FLOOR PER SCHEDULE
- 1/8" RUBBER MEMBRANE UNDERLAYMENT
- REINFORCED CONCRETE COMPOSITE SLAB ON GALVANIZED STEEL CORRUGATED DECK (SEE STRUCTURAL DRAWINGS)
- STEEL BEAMS (SEE STRUCTURAL DRAWINGS) WITH 2 HR SPRAYED ON FIRE PROOFING
- 12" FIBERGLASS BATT INSULATION (R-38 MIN.) WITH KRAFT FACING ON TOP SIDE
- GALVANIZED STEEL HANGER WIRE ATTACHED TO STEEL DECK WITH (MIN.) 18 GAUGE (2" WIDE BY 3-1/3" LONG) HANGER CLIPS
- STEEL FRAMING MEMBERS, MAIN RUNNERS 15/16 WIDE FACE 48" O.C.
- CROSS CHANNELS 24" O.C.
- LAYER OF 5/8" 'TYPE-X' EXTERIOR DENSGLAS ATTACHED PERPENDICULAR TO CHANNELS, JOINTS STAGGERED
-SKIM COAT ENTIRE CEILING WITH EXTERIOR SKIM PRODUCT PER DENSGLAS MANUFACTURERS INSTRUCTIONS

TYPE	FIRE RATING	UL NUMBER	STC RATING	IIC RATING
F1	2 HR	D502	N/A	N/A

GRAPHIC DEPICTION

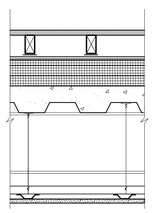

DESCRIPTION

(BUILD DECK IN REMOVABLE PANELS FOR MAINTENANCE)
- 5/4X6 COMPOSITE DECKING WITH HIDDEN FASTENERS
- 2X PRESSURE TREATED SLEEPERS 12" O.C. TAPERED BOTTOM SET ON STRIP OF EPDM MEMBRANE

- EPDM ROOF MEMBRANE
- ROOFING COVERBOARD
- 5" POLYISOCYANURATE INSULATION (R-33)
- TAPERED INSULATION WHERE INDICATED ON ROOF PLAN
- REINFORCED CONCRETE COMPOSITE SLAB ON GALVANIZED STEEL CORRUGATED DECK (SEE STRUCTURAL DRAWINGS)
- STEEL BEAMS (SEE STRUCTURAL DRAWINGS)
- STEEL BAR JOISTS (SEE STRUCTURAL DWGS)
- HANGER WIRE ATTACHMENT TO DECK
- GALVANIZED STEEL HANGER WIRE ATTACHED TO STEEL DECK WITH (MIN.) 18 GAUGE (2" WIDE BY 3-1/3" LONG) HANGER CLIPS
- STEEL FRAMING MEMBERS, MAIN RUNNERS 15/16 WIDE FACE 48" O.C.
- CROSS CHANNELS 24" O.C.
- LAYER OF 5/8" 'TYPE-X' GWB ATTACHED PERPENDICULAR TO CHANNELS, JOINTS STAGGERED

TYPE	FIRE RATING	UL NUMBER	STC RATING	IIC RATING
R2	1 HR	SIM. P510	N/A	N/A

GRAPHIC DEPICTION

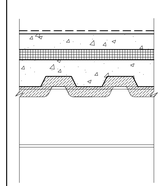

DESCRIPTION

- WATERPROOF MEMBRANE
-REINFORCED CONCRETE TOPPING SLAB WITH SALT INHIBITOR (SEE STRUCTURAL DRAWINGS) (SLOPED TO DRAINS)
-2" HIGH DENSITY RIGID INSULATION
- REINFORCED CONCRETE COMPOSITE SLAB ON GALVANIZED STEEL CORRUGATED DECK (SEE STRUCTURAL DRAWINGS)
- (2 HR SPRAY APPLIED FIREPROOFING ON DECK, CLEAN DECK PRIOR TO FIREPROOFING FOR MAXIMUM BOND)
- GALVANIZED STEEL BEAMS (SEE STRUCTURAL DRAWINGS) WITH 2 HR SPRAYED ON FIRE PROOFING

TYPE	FIRE RATING	UL NUMBER	STC RATING	IIC RATING
F5	2 HR	D716	N/A	N/A

GRAPHIC DEPICTION

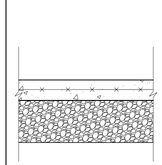

DESCRIPTION

TOTAL SLAB R-VALUE = 10

- CONCRETE SLAB WITH FIBER REINFORCING (SEE STRUCTURAL DRAWINGS)
- HIGH DENSITY POLYETHELENE MOISTURE BARRIER (15 MIL)
- CRUSHED STONE FILL (SEE STRUCTURAL DRAWINGS) (NOTE 12" MIN. OF STONE AT RADON PIPES)
- GEO-TEXTILE FABRIC UNDER WHOLE SLAB
- UNDISTURBED EARTH

TYPE	FIRE RATING	UL NUMBER	STC RATING	IIC RATING
S2	N/A	N/A	N/A	N/A

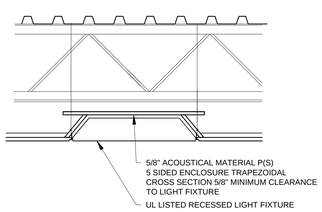

TYPICAL RECESSED LIGHT FIXTURE DETAIL AT ACOUSTICAL TILE CEILINGS

GRAPHIC DEPICTION

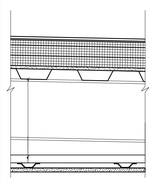

DESCRIPTION

- EPDM ROOF MEMBRANE
- ROOFING COVERBOARD
- 5" POLYISOCYANURATE INSULATION (R-33)
- TAPERED INSULATION WHERE INDICATED ON ROOF PLAN
- 5/8" 'TYPE-X' EXTERIOR DENS-DECK BOARD
- GALVANIZED STEEL CORRUGATED DECK (SEE STRUCTURAL DRAWINGS)
- STEEL BEAMS (SEE STRUCTURAL DRAWINGS)
- HANGER WIRE ATTACHMENT TO DECK AT LOW FLUTES
- GALVANIZED STEEL HANGER WIRE ATTACHED TO STEEL DECK WITH (MIN.) 18 GAUGE (2" WIDE BY 3-1/3" LONG) HANGER CLIPS
- STEEL FRAMING MEMBERS, MAIN RUNNERS 15/16 WIDE FACE 48" O.C.
- CROSS CHANNELS 24" O.C.
- LAYER OF 5/8" 'TYPE-X' GWB ATTACHED PERPENDICULAR TO CHANNELS, JOINTS STAGGERED

TYPE	FIRE RATING	UL NUMBER	STC RATING	IIC RATING
R6	1 HR	SIM. P510	N/A	N/A

GRAPHIC DEPICTION

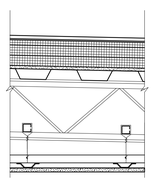

DESCRIPTION

- EPDM ROOF MEMBRANE
- ROOFING COVERBOARD
- 5" POLYISOCYANURATE INSULATION (R-33)
- TAPERED INSULATION WHERE INDICATED ON ROOF PLAN
- 5/8" 'TYPE-X' EXTERIOR DENS-DECK BOARD
- GALVANIZED STEEL CORRUGATED DECK (SEE STRUCTURAL DRAWINGS)
- STEEL BEAMS (SEE STRUCTURAL DRAWINGS)
- STEEL BAR JOISTS (SEE STRUCTURAL DWGS)
- 16 GAUGE PAINTED COLD ROLLED CHANNELS 1-1/2" DEEP WITH 9/16" FLANGES ON TOP OF BOTTOM CHORD FOR HANGER WIRE ATTACHMENT
- GALVANIZED STEEL HANGER WIRE ATTACHED TO CHANNELS
- STEEL FRAMING MEMBERS, MAIN RUNNERS 15/16 WIDE FACE 48" O.C.
- CROSS CHANNELS 24" O.C.
- LAYER OF 5/8" TYPE-X' GWB ATTACHED PERPENDICULAR TO CHANNELS, JOINTS STAGGERED

TYPE	FIRE RATING	UL NUMBER	STC RATING	IIC RATING
R1	1 HR	P510	N/A	N/A

GRAPHIC DEPICTION

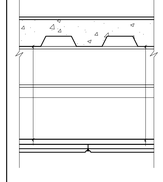

DESCRIPTION

- FINISHED FLOOR PER SCHEDULE
- REINFORCED CONCRETE COMPOSITE SLAB ON GALVANIZED STEEL CORRUGATED DECK (SEE STRUCTURAL DRAWINGS)
- STEEL BEAMS (SEE STRUCTURAL DRAWINGS) WITH 2 HR SPRAYED ON FIRE PROOFING
- GALVANIZED STEEL HANGER WIRE ATTACHED TO STEEL DECK WITH (MIN.) 18 GAUGE (2" WIDE BY 3-1/3" LONG) HANGER CLIPS
- FIRE RATED ACOUSTICAL CEILING TILE MAIN RUNNER SUPPORT SYSTEM AND CROSS MEMBERS WITH CLIPS
- FIRE RATED ACOUSTICAL CEILING TILE

TYPE	FIRE RATING	UL NUMBER	STC RATING	IIC RATING
F4	2 HR	D216	N/A	N/A

GRAPHIC DEPICTION

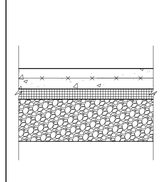

DESCRIPTION

TOTAL SLAB R-VALUE = 10

- FINISH FLOOR PER SCHEDULE
- CONCRETE SLAB WITH FIBER REINFORCING (SEE STRUCTURAL DRAWINGS)
- 2" EXTRUDED POLYSTYRENE INSULATION BOARD (R-10)
- HIGH DENSITY POLYETHELENE MOISTURE BARRIER (15 MIL)
- 6" CRUSHED STONE FILL (SEE STRUCTURAL DRAWINGS) (NOTE 12" OF STONE AT RADON PIPES)
- GEO-TEXTILE FABRIC UNDER WHOLE SLAB
- UNDISTURBED EARTH

TYPE	FIRE RATING	UL NUMBER	STC RATING	IIC RATING
S1	N/A	N/A	N/A	N/A

REGISTERED ARCHITECT
RYAN J. SENATORE
No. 3322
STATE OF MAINE

© 2015 RYAN SENATORE ARCHITECTURE

667 CONGRESS STREET
APARTMENTS
PORTLAND, MAINE

RSA
RYAN SENATORE ARCHITECTURE
565 CONGRESS STREET
PORTLAND, MAINE 04101
207-650-6414
senatorearchitecture.com

CONSULTANTS:

STRUCTURAL:
Structural Integrity
77 Oak Street
Portland, ME 04101
207-774-4614

REVISIONS:

DATE:	2 NOVEMBER 2015
PROJECT No.	1503
DRAWN BY:	RJS / RRT
CHECKED BY:	RJS
SCALE:	AS NOTED

SHEET TITLE:
SLAB, FLOOR AND ROOF TYPES

A0-3