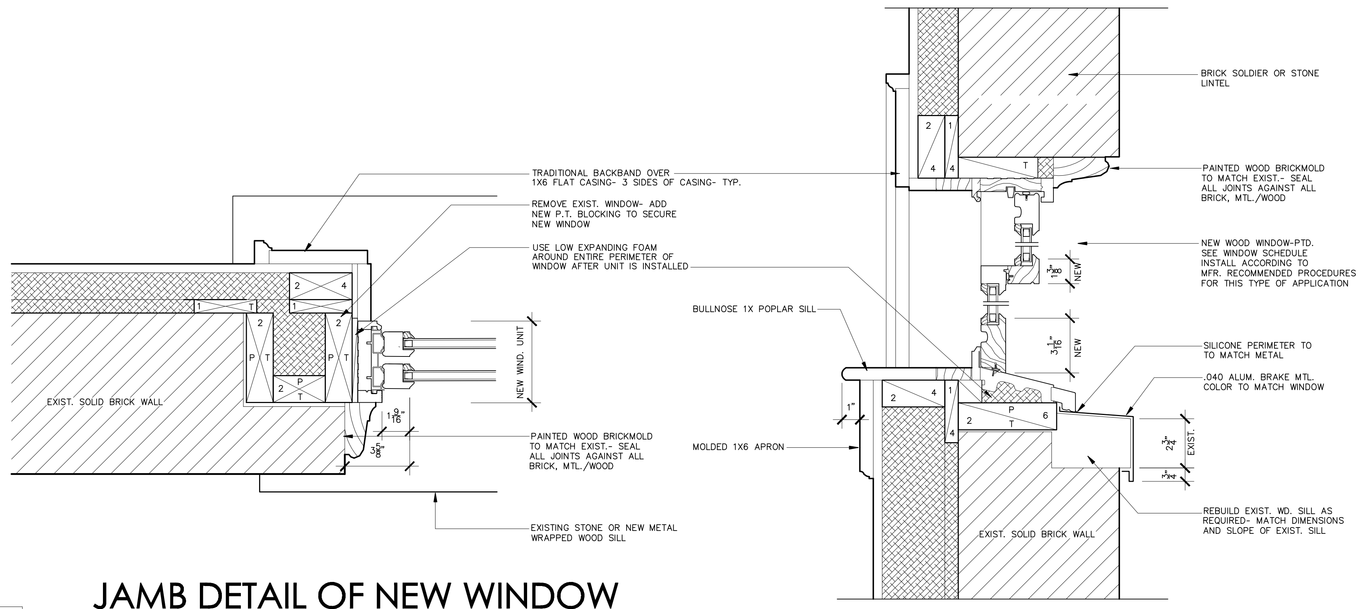

JAMB DETAIL OF NEW WINDOW

1 TYP. WINDOW DETAIL- JAMB, HEAD, & SHELF

SCALE: 3" = 1'-0"

201-203 State St. renovation CHRISTOPHER M. DELANO, architect

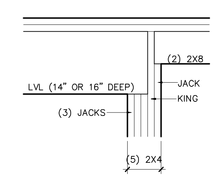

2 FRAMING DETAIL @ UNIT 3/5

SCALE: 3/4" = 1'-0"

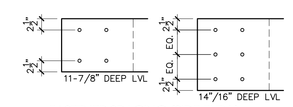

FASTENER SPACING (SIDE ELEV.)

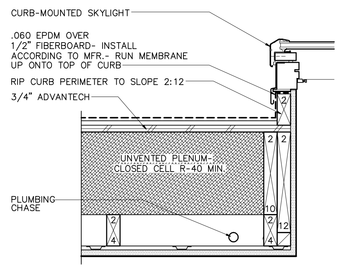

3 SKYLIGHT DETAIL

SCALE: 1-1/2" = 1'-0"

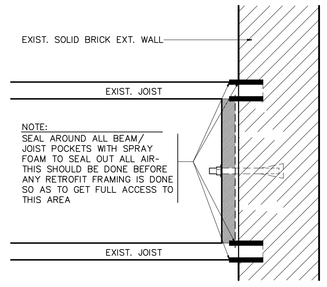

DETAIL A

INSUL. CONTRACTOR

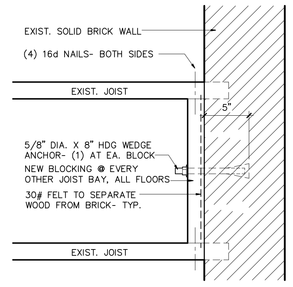

DETAIL A

NOTE: AT ROOF AND ALL FLOORS OF BRICK EXTERIOR AND INTERIOR WALLS PROVIDE:

2X10 BLOCKING @ 6'-0" O.C. (WHEN JOISTS ARE PERPENDICULAR TO BRICK WALL) TIGHT AGAINST BRICK WALL. TOE NAIL TO JOISTS TIGHT AND FASTEN TO UNDERSIDE OF FLOOR DECK W/ CONSTR. ADHESIVE. SEE DETAIL 'A' FOR FASTENER

FASTEN EXIST. JOIST (TIGHT TO BRICK, V.I.F.) (WHEN JOISTS ARE PARALLEL TO WALL) W/ 5/8" DIA. HILTI HIT• ANCHORS X 6" EMBED @ 8'-0" O.C.

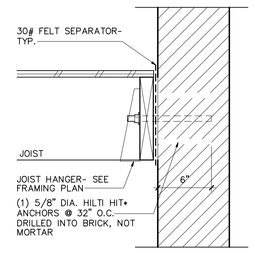

DETAIL B

LEDGER FOR NEW FRAMING

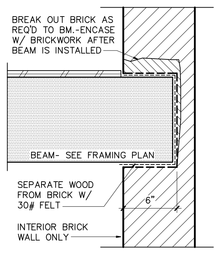

DETAIL C

INTERIOR BRICK ONLY

• HILTI HIT ANCHOR: HILTI HIT-HY-20 ADHESIVE W/ THREADED HAS-E RODS

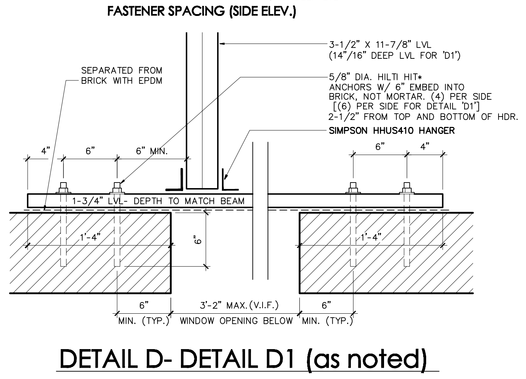

DETAIL D- DETAIL D1 (as noted)

5 FLASHING DETAIL @ EAST WALL AT ROOF DECK LEVEL

SCALE: 1-1/2" = 1'-0"

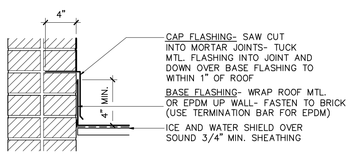

6 TYP. ROOF FLASHING DET. INTO BRICK

SCALE: 1-1/2" = 1'-0"

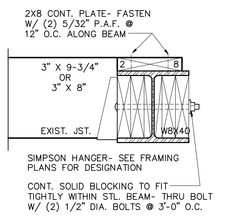

7 FRAMING ATTACH. TO STL. BM.

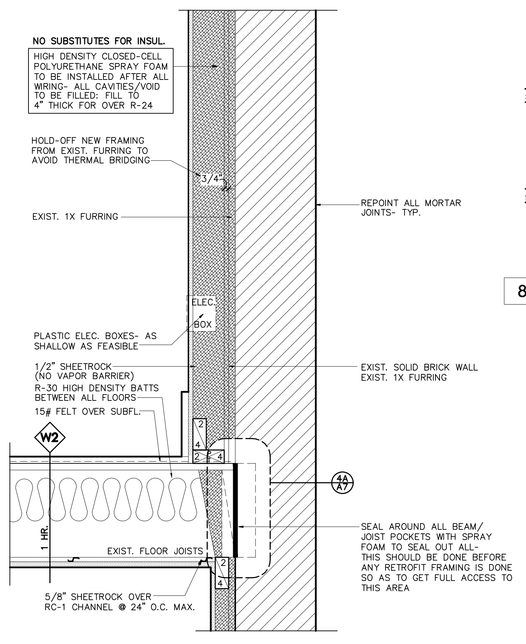

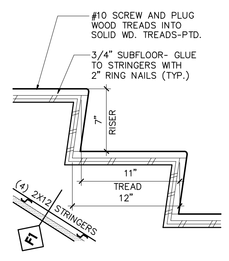

8 TYP. INT. EGRESS STAIR DETAIL

SCALE: 1-1/2" = 1'-0"

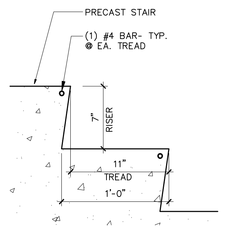

9 REAR. EXT. EGRESS STAIR DETAIL

SCALE: 1-1/2" = 1'-0"

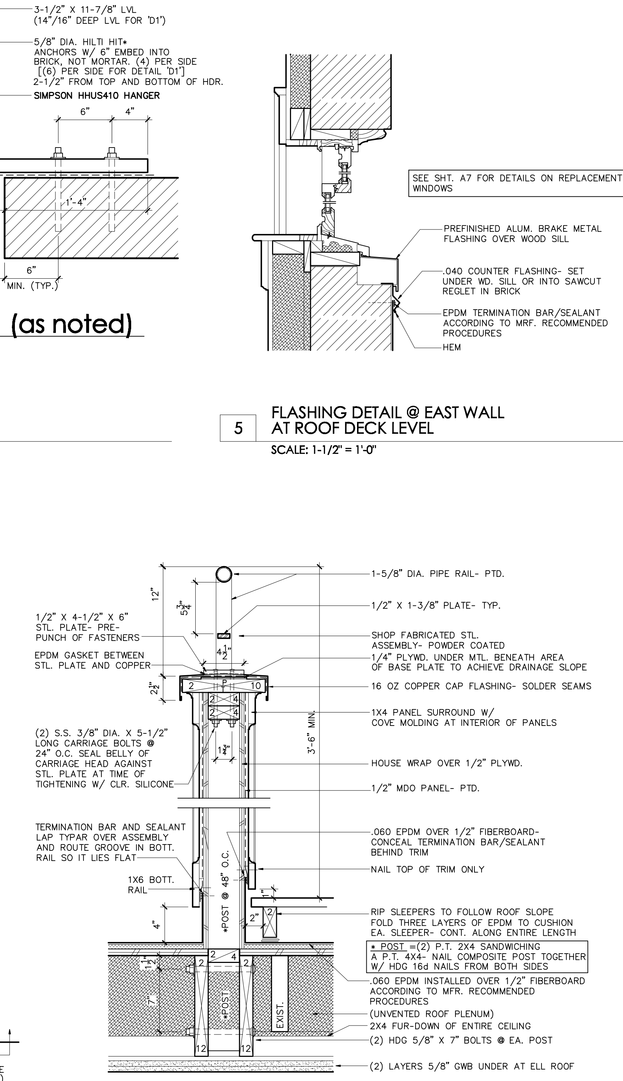

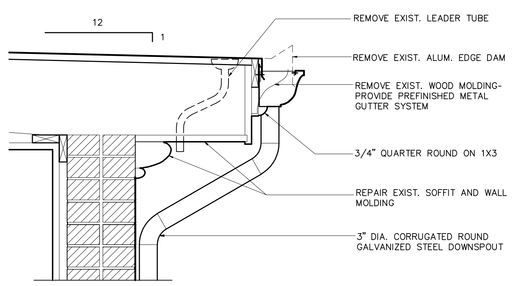

10 UPPER ROOF EDGE GUTTER DETAIL

SCALE: 1-1/2" = 1'-0"

11 TYP. DETAIL AT EXTERIOR WALL

SCALE: 1-1/2" = 1'-0"

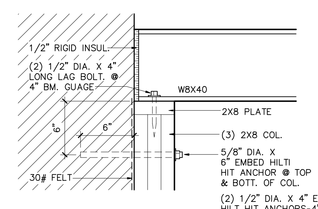

12 WOOD COL. @ STL. BEAM

SCALE: 1-1/2" = 1'-0"

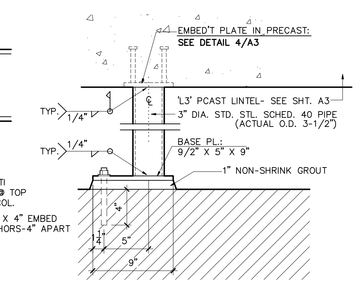

13 STL. COL. @ PCAST LINTEL

SCALE: 1-1/2" = 1'-0"

14 ROOF DECK GUARD DETAIL

SCALE: 1-1/2" = 1'-0"

CHRISTOPHER M. DELANO
architect
24 Ice House Road, Windham, Maine 04062
207.892.1649

L & L STRUCTURAL ENGINEERING
engineer
6 Q Street, S. Portland, Maine 04106
207.767.4830

201-203 State Street Condominiums

Condominium Conversion, Portland, Maine

december 18, 2009

▶ DETAILS

PERMIT SET

A7