WINDOW SCHEDULE

KOLBE WOOD WINDOWS- HERITAGE DOUBLE HUNG SERIES
2/2 SASHES WITH CUTLITE (TRUE DIVIDED LIGHT) W/ 7/8" WIDTH
SEE BUILDING ELEVATION FOR MUNTIN PATTERN
GLASS: ARGON-FILLED INSULATED GLASS UNIT (NO LOW E) W/VTR>70
EXTERIOR COLOR: K-KRON II FINISH- MANCHESTER OR TBD
INTERIOR: PREPRIMED & PAINTED TO MATCH EXTERIOR
JAMB LINER: MATCH WINDOW COLOR (BEIGE IS ONLY DARK OPTION?)
HARDWARE: CLAY FINISH (BRONZE-LIKE)
NO EXTERIOR TRIM SUPPLIED WITH WINDOW- SEE DWG. SET FOR FOR BRICK MOLD PROFILE

	SYMBOL ◯	QTY.	ROUGH OPENING (W x H)	SILL/ HEAD	TYPE	SERIES NAME/NUMBER
WEST	A	21	VERIFY IN FIELD	EXIST.	DOUBLE HUNG	HERITAGE SERIES DOUBLE HUNG- 2/2
	B	1	VERIFY IN FIELD	EXIST.	DOUBLE HUNG SASH-STAINED GLASS	REPAIR EXIST. STAINED GLASS SASH WOOD WORK, PULLEYS, BALANCES, ETC.
SOUTH	A	12	VERIFY IN FIELD	EXIST.	DOUBLE HUNG	HERITAGE SERIES DOUBLE HUNG 2/2
	B	3	VERIFY IN FIELD	EXIST.	DOUBLE HUNG SASH-STAINED GLASS	REPAIR EXIST. STAINED GLASS SASH WOOD WORK, PULLEYS, BALANCES, ETC.
	C	5	VERIFY IN FIELD	EXIST.	STATIONARY	HERITAGE SERIES STATIONARY UNIT
EAST	A	8	VERIFY IN FIELD	EXIST.	DOUBLE HUNG	HERITAGE SERIES DOUBLE HUNG 2/2
	B	4	VERIFY IN FIELD	EXIST.	DOUBLE HUNG SASH-STAINED GLASS	REPAIR EXIST. STAINED GLASS SASH WOOD WORK, PULLEYS, BALANCES, ETC.
	D	4	EXIST. X 4'-10" H	EXIST.	CASEMENT	HERITAGE SERIES CRANKOUT CASEMENT
NORTH	A	9	VERIFY IN FIELD	EXIST.	DOUBLE HUNG	HERITAGE SERIES DOUBLE HUNG 2/2
	C	3	VERIFY IN FIELD	EXIST.	STATIONARY	HERITAGE SERIES STATIONARY UNIT
ROOF	E	2	INSIDE CURB:30-1/2"X46-1/2" OUT. CURB: 33-1/2"X49-1/2"	N/A	VELUX VENTING, CURB-MOUNTED ELECTRIC SKYLIGHT WITH RAIN SENSOR: VCE 3046	
	F	1			VELUX FIXED CURB MOUNTED SKYLIGHT FCM 3046	

EXT. DOOR SCHEDULE

THERMA-TRU INSULATED STEEL DOORS- INSULATED LOW E- CLEAR GLASS

NUMBER	QTY.	ROUGH OPENING (H x W)	TYPE/MODEL	REMARKS
D001	1	BILCO SIZE 'SL'	BILCO CLASSIC STEEL SIDED	SEE FLOOR PLAN FOR FOUNDATION SIZE
D100	1	EXISTING	PAIR	INSWING
D101	1	EXISTING	PAIR	INSWING
D120	1	EXISTING	SINGLE	LH INSWING
D121	1	EXISTING	PAIR	INSWING
D130	1	NEW FIBERGLASS INSUL.	SEE DRAWING	LH OUTSWING W/ TRANSOM- ALUM. THRESHOLD
D130	1	NEW FIBERGLASS INSUL.	SEE DRAWING	LH OUTSWING W/ TRANSOM- ALUM. THRESHOLD

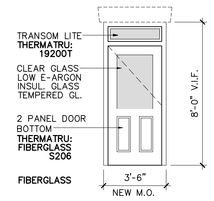

D130

PRECAST LINTEL SCHEDULE

NOTE:- TYP. BEARING WIDTH 4" ON BOTH SIDES OF SPAN
V.I.F. ACTUAL LENGTH OF LINTELS

NUMBER	QTY.	SIZE (W X H X L)	REINFORCING	REMARKS
L1	2	8" X 8" X 4'-4" V.I.F.	(2) #5 TOP & BOTTOM W/ #3 STIRRUPS @ 6" O.C.	SEE BLDG. SECTION FOR ELEV. ABOVE FINISHED FLOOR- TYP.
L2	8	8" X 8" X 4'-0" V.I.F.		
L3	1	8" X 8" X 7'-5" V.I.F.		SEE 4/A3 FOR STL. EMBEDMENT DETAIL

LOCATION OF LINTELS SHOWN ON FRAMING PLANS AND BUILDING SECTION

DOOR SCHEDULE- second level

APARTMENT	DOOR #	ROOM	SIZE	FRAME	TYPE	TRIM	HARDWARE ALL KEYS WITHIN EACH UNIT TO BE ALIKE	RATING	FINISH	REMARKS
UNIT 3	D201	UNIT ENTRY	3'-0" X 7'-0" X 1-3/4"	HM	SC FLUSH	NONE	LEVER KEYED/ DEADBLT.	1 HR.	BRONZE	SPRING HINGES
	D202	BEDROOM 1	2'-8" X 8'-0" X 1-3/4"	WD.	WD. 3 PANEL, RSD	1X5 FLAT W/ BACKBAND	PRIVACY	--		
	D203	CLOSET	PR. 1'-6" X 8'-0" X 1-3/4"				PASSAGE	--		BALL CATCHES
	D204	CLOSET	2'-6" X 8'-0" X 1-3/4"				PASSAGE	--		
	D205	BEDROOM 2	2'-8" X 8'-0" X 1-3/4"				PRIVACY	--		
	D206	CLOSET	PR. 1'-6" X 8'-0" X 1-3/4"				PASSAGE			BALL CATCHES
	D207	CLOSET	2'-8" X 8'-0" X 1-3/4"				PASSAGE	--		BALL CATCHES
	D208	LAUNDRY/BATH	POCKET DOOR- 2'-6" X 8'-0" X 1-3/4"				POCKET DR. PULL-PASSAGE	--		
	D209	BATH	POCKET DOOR- 2'-6" X 8'-0" X 1-3/4"				POCKET DR. PULL-PRIVACY	--		BALL CATCHES
UNIT 4										
	D221	UNIT ENTRY	3'-0" X 7'-0" X 1-3/4"		SC FLUSH	HM FRAME	LEVER PASSAGE/ DEADBLT.	1 HR.		SPRING HINGES
	D222	BEDROOM 1	2'-8" X 8'-0" X 1-3/4"		WD. 3 PANEL,RSD	1X5 FLAT W/ BACKBAND	PRIVACY	--		
	D223	CLOSET	PR. 1'-6" X 8'-0" X 1-3/4"				PASSAGE	--		BALL CATCHES
	D224	BEDROOM 2	2'-8" X 8'-0" X 1-3/4"				PRIVACY	--		
	D225	CLOSET	PR. 1'-8" X 8'-0" X 1-3/4"				PASSAGE	--		BALL CATCHES
	D226	BATH	POCKET DOOR- 2'-6" X 8'-0" X 1-3/4"				PRIVACY			
	D227	CLOSET	2'-0" X 8'-0" X 1-3/4"				PASSAGE	--		BALL CATCHES
	D228	LAUNDRY	3'-0" X 8'-0" X 1-3/4"				POCKET DR. PULL-PASSAGE	--		

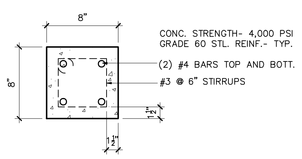

3 TYP. PRECAST LINTEL SECTION
SCALE: 1-1/2" = 1'-0"

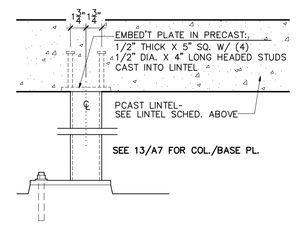

4 PCAST LINTEL EMBEDM'T PLATE
SCALE: 1-1/2" = 1'-0"

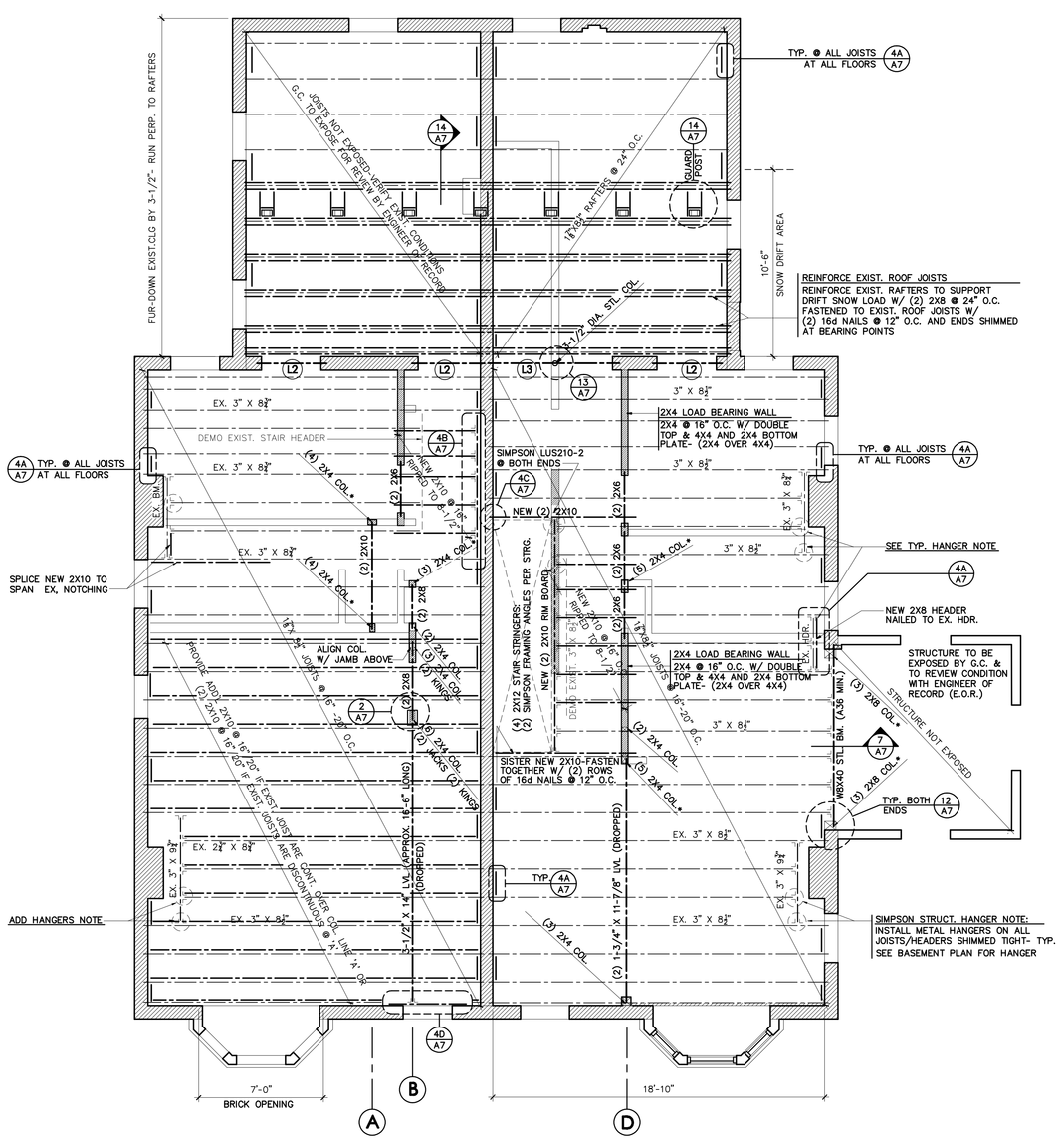

2 THIRD FLOOR FRAMING PLAN

STRUCTURAL/FRAMING NOTES

ALL BEAMS AND HEADERS LISTED IN THE STRUCTURAL DETAILS CHART BELOW MUST HAVE A MINIMUM OF 2" OF END BEARING ONTO STUD FRAMING AND STUD SUPPORT UNDER ENTIRE WIDTH OF BEAM. SEE NOTE BELOW FOR FOR DETAILS ON CONTINUITY OF THIS 'LOAD PATH'

BOTH SIDES OF ALL HEADERS SHALL BE SUPPORTED BY (1) JACK STUD AND (1) CONT. KING STUDS, UNLESS NOTED OTHERWISE (U.N.O.)

ALL POSTS/STUDS SUPPORTING NEW BEAMS MUST HAVE A CONTINUOUS BEARING PATH FROM THE SUPPORT OF THE BEAM THROUGH ALL THE FLOORS AND INTO THE GROUND VIA A FOUNDATION WALL OR LALLY COLUMN & FOOTING. CONTRACTOR TO VERIFY WITHOUT QUESTION THAT THESE LOAD PATHS EXIST AND SHALL COMMUNICATE WITH THE ARCHITECT THE EXTENT OF THESE EXIST. CONDITIONS. THE CONTINUITY OF THIS 'LOAD PATH' MUST BE MAINTAINED WITHIN THE FLOOR CAVITY. VERIFICATION OF A CONTINUOUS LOAD PATH MUST BE GIVEN IN WRITTEN FORM TO THE ARCHITECT STATING THAT THIS LOAD PATH EXISTS WITHOUT BREAKS FROM THE POINT OF LOADING INTO THE FOUNDATION.

ALL FASTENERS USED ON THE EXTERIOR SHALL BE HOT DIPPED GALV. UNLESS ALL SIMPSON PRODUCTS USED ON THE EXT. SHALL BE Z-MAX CORROSION PROT.

ALL FRAMING LUMBER TO BE USED SHALL BE SPF, GRADED NO LESS THAN NO. 2

STORE ALL PLYWOOD AND ENGINEERED LUMBER ACCORDING TO MFR. RECOMMENDATIONS

REPLACE ANY WOOD HAVING EVIDENCE OF WATER DAMAGE OR DECAY

REPORT ANY UNIQUE FRAMING CONDTIONS WHICH ARE NOT UP TO CURRENT CODES TO THE ARCHITECT FOR INSPECTION (TYP.) UNIQUE CONDITIONS MAY INCLUDE DISCONTINUOUS STUDS/ JOISTS SEVERELY NOTCHED OR CUT, FLYING HEADERS W/O SUPPORT, ETC.

LEGEND

SIMPSON FRAMING ANGLE
NEW APPROPRIATE SIMPSON JOIST HANGER U.N.O.

HATCH LEGEND

1 HOUR RATED ASSEMBLY SURROUNDING EGRESS ROUTE
2 WYTHES OF BRICK- LOAD BEARING- EXCEEDS 1 HOUR RATING NECESSARY FOR EGRESS/UNIT SEPARATION

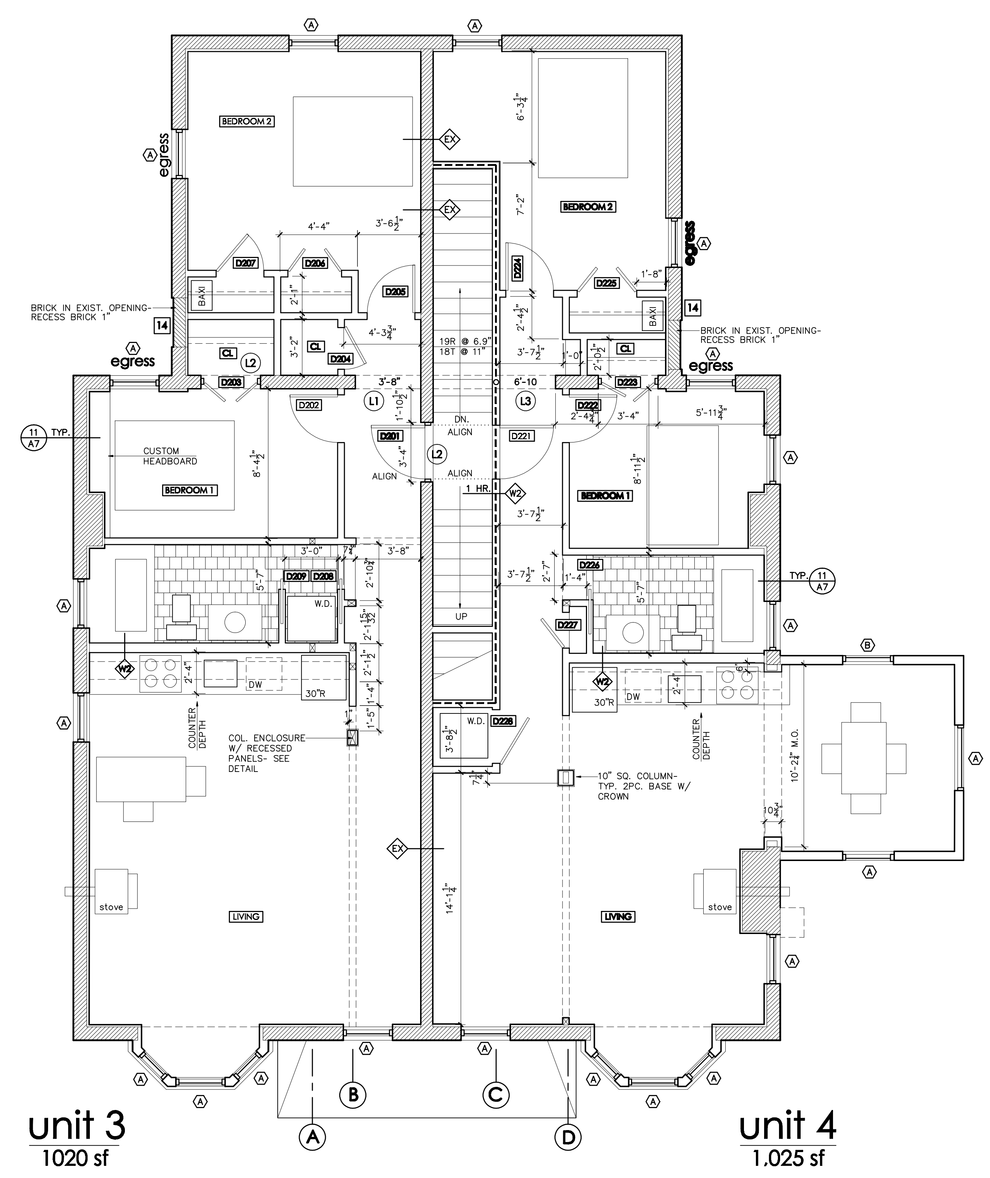

1 SECOND LEVEL FLOOR PLAN

CHRISTOPHER M. DELANO
architect
24 Ice House Road, Windham, Maine 04062
207.892.1649

L & L STRUCTURAL ENGINEERING
engineer
6 Q Street, S. Portland, Maine 04106
207.767.4830

201-203 State Street Condominiums
Condominium Conversion, Portland, Maine

december 18, 2009
▶ THIRD FLOOR FRAMING PLAN
SECOND LEVEL FLOOR PLAN
DOOR/WIND./LINTEL SCHED.

PERMIT SET

A3