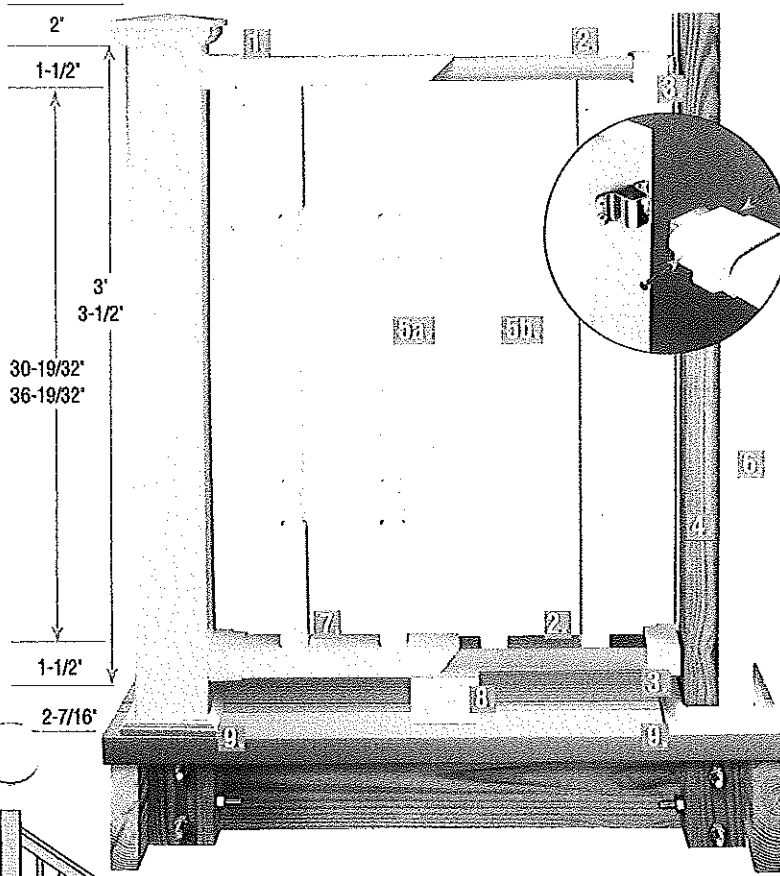
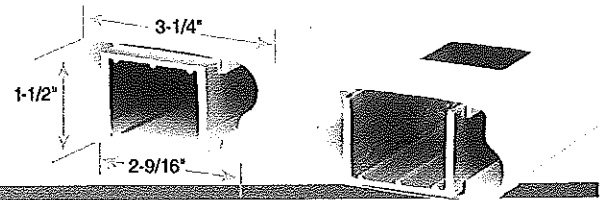
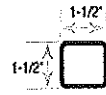


{ metal-to-wood system ... }



1. Vinyl trim cover
 - Sleek design to conceal screws and streamline appearance
 - Easily altered for close baluster applications
2. Rugged aluminum reinforced top and bottom rail
 - 6', 8' and 10' lengths standard in flat and stair (10' flat only)
3. Aluminum interior bracket
 - The critical rail to post stress point is secured by corrosion resistant aluminum
 - Uniquely designed for specific applications
4. 4" x 4" wood post (sold separately)
5. Baluster styles
 - 5a. Traditional (3' White and Almond only)
 - 5b. Square
6. Weather-resistant vinyl post sleeve in either square or newel available in 3' and 3-1/2' heights
7. Attractive precision-fit components
8. Molded crush block
9. 4"x 4" post caps and trims available



baluster hole spacing

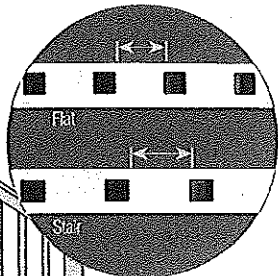
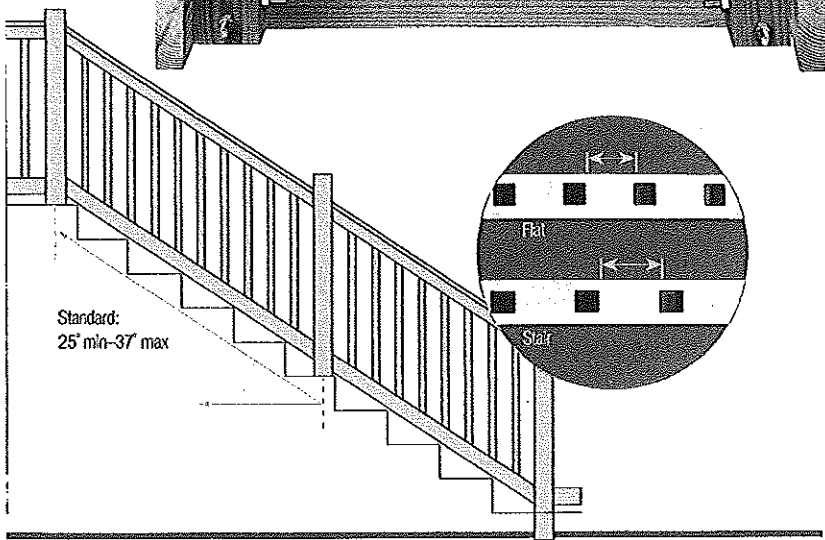
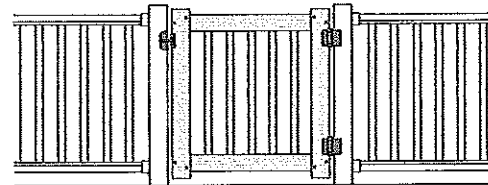
Top and bottom rails are routed to accept 1-1/2" x 1-1/2" balusters. Stair baluster spacing is wider to account for racking.

stair/step section

Post center spacing on diagonal: 6' section covers 70" at 32°; 8' section covers 95" at 32°

Kingston Gate Kit—Designed for enhanced performance and easy ordering.

- Heavy duty internal aluminum frame.
- Stainless steel fasteners.
- Features 2" x 3-1/2" rails.
- High quality gate hardware.
- Available in all colors, all heights and all balusters.
- Easy to assemble.



square post caps:



blank newel post and caps:

