

Don McPherson
RE: Final inspection
75 Gray St. # 4

I am leaving info on
glass shower enclosures
on Gray St. —

Frank Cloutier

Waterfront
Graphics & Printing

104 Ocean Street South Portland, ME 04106
phone: (207) 799-3519 • email: info@waterfrontgraphics.com

NEW ERA SHOWER ENCLOSURES, ETC. LLC
39 WEDGEWOOD DR
JEWETT CITY, CT 06351
TEL: 860-376-4119
FAX: 860-376-4094
TOLL FREE: 1-866-225-9242

Email:
NewEraShower
@att.net

New
Website:
www.newerashower
enclosures.com

DATE: 2/1/12

FAX# 207-828-8670

TO: Frank
Cloutier

FROM: New ERA
Shower Enclosures

SUBJECT: Stickers from Class
for 75 Gray St Portland
ME Showing all Class
is Tempered

RECEIVED
FEB 03 2012
Dept. of Building Inspections
City of Portland Maine

TOP
Floor

★ let us know if you need
anything else.

85033 - 5 New Era Shower Enclosure

PO. COATIER
W:59"5/8 H:11"13/16 H1:11"5/8

1/2"Temp Clear

E-F--T-S

Rack: 1005 / 3

59" 5/8 x11"13/16

Shp: 2 2011110098724.SN

170 | Cutting | 0 |

1710 | Out-Of Square | 0 |

710 | 1 Hole(s) with 0" 5/8 Diameter | 0 |

710 | GEN180 | 0 |


710 | GEN180 | 0 |

410 | Flat Pol 144.00 LI on sides 1/2/3/4 | 0 |

1310 | Tempering | 0 |

1725 | Packing | 0 |

1710 | Shipping | 0 |



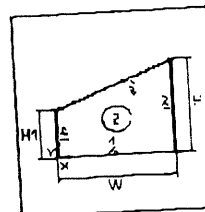
~HOLE W/ HORIZONTAL RELIEF
CUT FROM SIDE #4-
NO LOGO NO LOGO NO LOGO

Req.Date:

11/18/2011

Schedule: 9918
Route: CONN

RUN: 1



85033 - 6 New Era Shower Enclosure

PO. CLOATHIER
15" 3/16x59" 5/8

1/2" Temp Clear

15" 3/16x59" 5/8

E-F--T-

Rack: 1005 / 4

- 110 | Cutting | 0 |
- 410 | Flat Pol 152.00 LI on sides 1/2/3/4 | 0 |
- 710 | 1 Hole(s) with 0" 5/8 Diameter | 0 |
- 910 | 1 Notches Ground TR, Coor 3" 9/16x27" 1/4 | 0 |
- 1310 | Tempering | 0 |
- 1725 | Packing | 0 |
- 1710 | Shipping | 0 |

~HOLE W/ VERTICAL RELIEF
CUT FROM SIDE #3~
NO LOGO NO LOGO NO LOGO



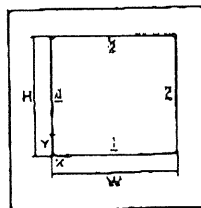
VICTOR

Req. Date:

11/18/2011

Schedule: 9918
Route: CONN

RUN: 1



BURO
ESTIMATED

85033 - 7

PO. CLOATIER

New Era Shower Enclosure

W:32"3/8 H:32"13/16 H1:32"11/16

32" 3/8 x32"13/16
Shp: 1 2011110098725.SN

1/2"Temp Clear

E-F-T-S

Rack: 1005/6

- 110 | Cutting | 0 |
- 410 | Flat Pol 136.00 LI on sides 1/2/3/4 | 0 |
- 1710 | Out-Of Square | 0 |
- 710 | 2 Hole(s) with 0" 5/8 Diameter | 0 |
- 710 | 2 Hole(s) with 0" 5/8 Diameter | 0 |
- 1310 | Tempering | 0 |
- 1725 | Packing | 0 |
- 1710 | Shipping | 0 |

No



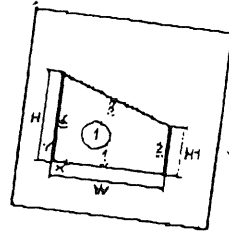
-HOLES W/ HORIZONTAL RELIEF
CUT FROM SIDE #4~
NO LOGO NO LOGO NO LOGO

Req.Date:

1/18/2011

Schedule: 9918
Route: CONN

RUN: 1



00188
RISHIP

85033 - 3 New Era Shower Eng

PO. QUANTTY
11"13/16x59" 5/8

3/8"Temp Clear

E-F--7

Rack: 1002 / 19

11"13/16x59" 5/8
Shp: 0 2011110098722.SN

- 110 | Cutting | 0 |
- 410 | Flat Pol 144.00 LI on sides 1/2/3/4 | 0 |
- 710 | GEN180 | 0 |
- 710 | GEN180 | 0 |
- 710 | 1 Hole(s) with 0" 5/8 Diameter | 0 |
- 1310 | Tempering | 0 |
- 1725 | Packing | 0 |
- 1710 | Shipping | 0 |

Handwritten signature

NO LOGO NO LOGO NO LOGO
TAG: GUEST

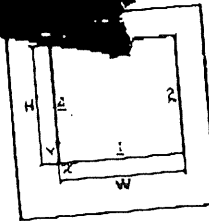


Req.Date:

11/18/2011

Schedule: 9918
Route: CONN

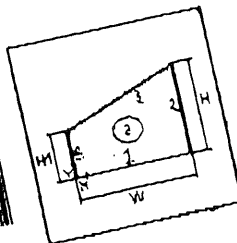
RUN: 2



85033 - 2
POLO CENTER
New Era Shower Enclosure
 W:59"5/8 H:11"13/16 H1:11"5/8 3/8"Temp Clear
E-F--T-S
Rack: 1002 / 22

- 59" 5/8 x 11" 13/16
- Shp: 2 2011110098721.SN
- 110 | Cutting | 0 |
- 1710 | Out-Of-Square | 0 |
- 410 | Flat Pol 144.00 LI on sides 1/2 3/4 | 0 |
- 710 | GEN180 | 0 |
- 710 | GEN180 | 0 |
- 710 | 1 Hole(s) with 0" 5/8 Diameter | 0 |
- 1310 | Tempering | 0 |
- 1725 | Packing | 0 |
- 1710 | Shipping | 0 |

NO LOGO NO LOGO NO LOGO
 TAG: GUEST



Req. Date:

11/18/2011

RUN: 2



Schedule: 9918
 Route: CONN

85033 - 1 **New Era Shower Enclosure**

PO: CLOATHIER
18" 9/16x59" 1/4

3/8" Temp Clear

18" 9/16x59" 1/4
Shp: 0 2011110098720.SN

E-F--T-

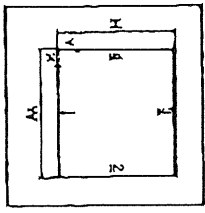

Rack: 1002 / 5

- 110 | Cutting | 0 |
- 410 | Flat Pol 156.00 Li on sides 1/2/3/4 | 0 |
- 710 | 2 Hole(s) with 0" 1/2 Diameter | 0 |
- 710 | 2 Hole(s) with 0" 1/2 Diameter | 0 |
- 710 | GEN180 | 0 |
- 710 | GEN180 | 0 |
- 1310 | Tempering | 0 |
- 1725 | Packing | 0 |
- 1710 | Shipping | 0 |

NO LOGO NO LOGO NO LOGO
TAG: GUEST



Req. Date: **1/18/2011**
Schedule: 9918
Route: CONN



85033 - 1 **New Era Shower Enclosure**

PO: CLOATHIER
18" 9/16x59" 1/4

3/8" Temp Clear


18" 9/16x59" 1/4
Shp: 0 2011110098720.SN

E-F--T-

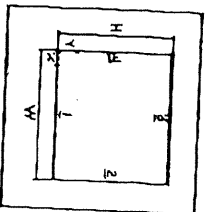

Rack: 1002 / 4

- 110 | Cutting | 0 |
- 410 | Flat Pol 156.00 Li on sides 1/2/3/4 | 0 |
- 710 | 2 Hole(s) with 0" 1/2 Diameter | 0 |
- 710 | 2 Hole(s) with 0" 1/2 Diameter | 0 |
- 710 | GEN180 | 0 |
- 710 | GEN180 | 0 |
- 1310 | Tempering | 0 |
- 1725 | Packing | 0 |
- 1710 | Shipping | 0 |

NO LOGO NO LOGO NO LOGO
TAG: GUEST



Req. Date: **1/18/2011**
Schedule: 9918
Route: CONN




85033 - 85033 - 4 New Era Shower Enclos

PO: CLOA
22" 3/4 x 59" 5/8

- 22" 3/4 x 59" 5/8
- Shp: 0 2011
- 110 | Cutting | 0 |
- 410 | Flat Po | 168.00 LI on sides 1/2 | 3/4 | 0 |
- 710 | GEN180 | 0 |
- 710 | GEN180 | 0 |
- 710 | 2 Hole(s) with 0" 1/2 Diameter | 0 |
- 710 | 2 Hole(s) with 0" 1/2 Diameter | 0 |
- 1310 | Temp | 0 |
- 1725 | Pack | 0 |
- 1710 | Shippi | 0 |

3/8" Temp Clear
E-F-T-
Rack: 1002 / 15

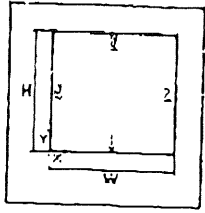
NO LOGO TAG: MAST
NO LOGO NO LOGO TAG: MASTER



Req.Date: 11/18
Req.Date: 11/18/2011

Schedule: 9918
Route: CONN

RUN : 2





85510 - 1 **New Era Shower Enclosu**
PO. CLOUTIER - MASTER

15" 3/16x59" 5/8

1/2" Temp Clear

E-F--T-

Rack: 1002 / 1

15" 3/16x59" 5/8

110 | Cutting | 0 |

410 | Flat Pol 152.00 LI on sides 1/2 3/4 | 0 |

710 | 1 Hole(s) with 0" 5/8 Diameter | 0 |

710 | GEN180 | 0 |

710 | GEN180 | 0 |

910 | 1 Notches Ground TR, Coor 3" 9/16x27" 1/4 | 0 |

1310 | Tempering | 0 |

1725 | Packing | 0 |

1710 | Shipping | 0 |

~HOLE WITH VERTICAL
RELIEF CUT FROM SIDE #3~
NO LOGO NO LOGO NO LOGO



VICTOR

Req. Date:

1/30/2011

Schedule: 9991

RUN: 2

Route: CONN

