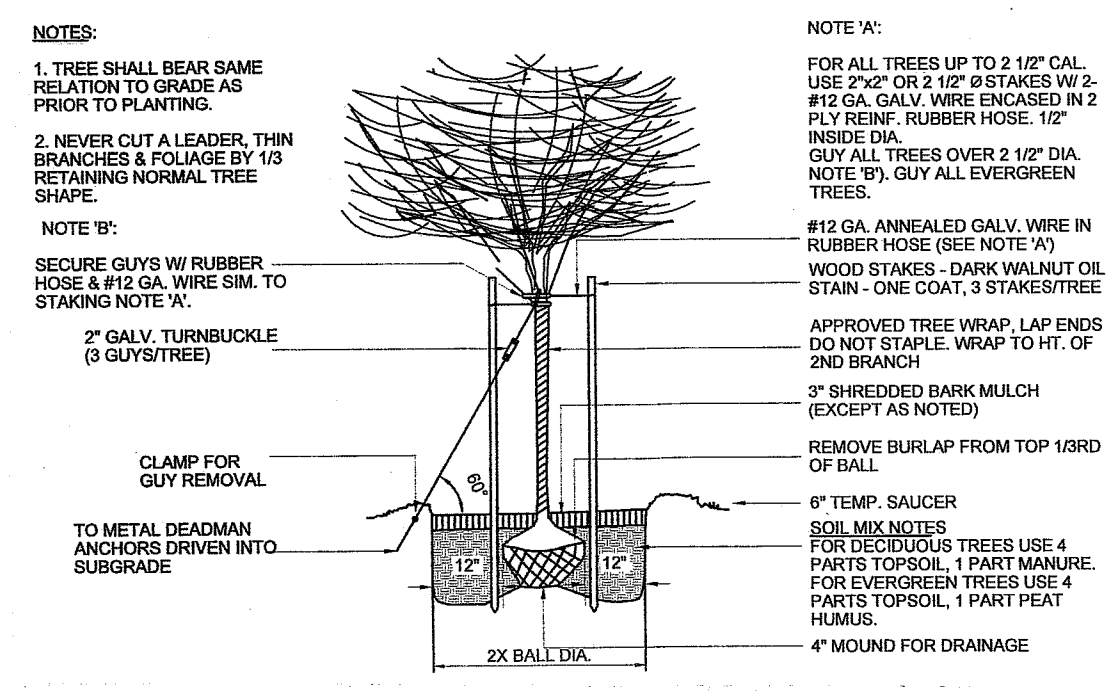
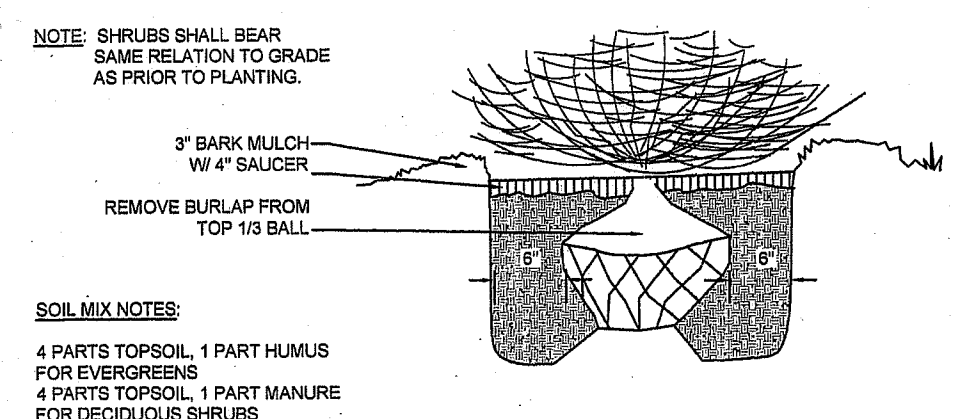


PLANTING NOTES

- The contractor shall supply all plants in quantities sufficient to complete the work shown on plan. Any discrepancies between quantities shown on plant list and those required by this drawing shall not entitle contractor to additional remuneration.
- Any plant substitutions must be approved by the owner.
- Any tree or shrub which comes over or under any utility shall be relocated on the site by the landscape architect.
- All lawn areas to have 6" of topsoil unless noted otherwise.
- All trees and shrubs shall be placed in the designated areas as shown on the plan and before planting shall be approved by the landscape architect.
- The contractor shall relocate any tree or shrub as directed by the landscape architect.
- All plant material installed shall meet the specifications of the American Standard for Nursery Stock (latest edition) as set forth by the American Association of Nurserymen.
- The landscape contractor shall replace or repair to original condition any and all utilities, paving, curbing, etc., damaged as a result of their operations at no additional cost to the owner.



TREE PLANTING DETAIL NTS



SHRUB PLANTING DETAIL NTS

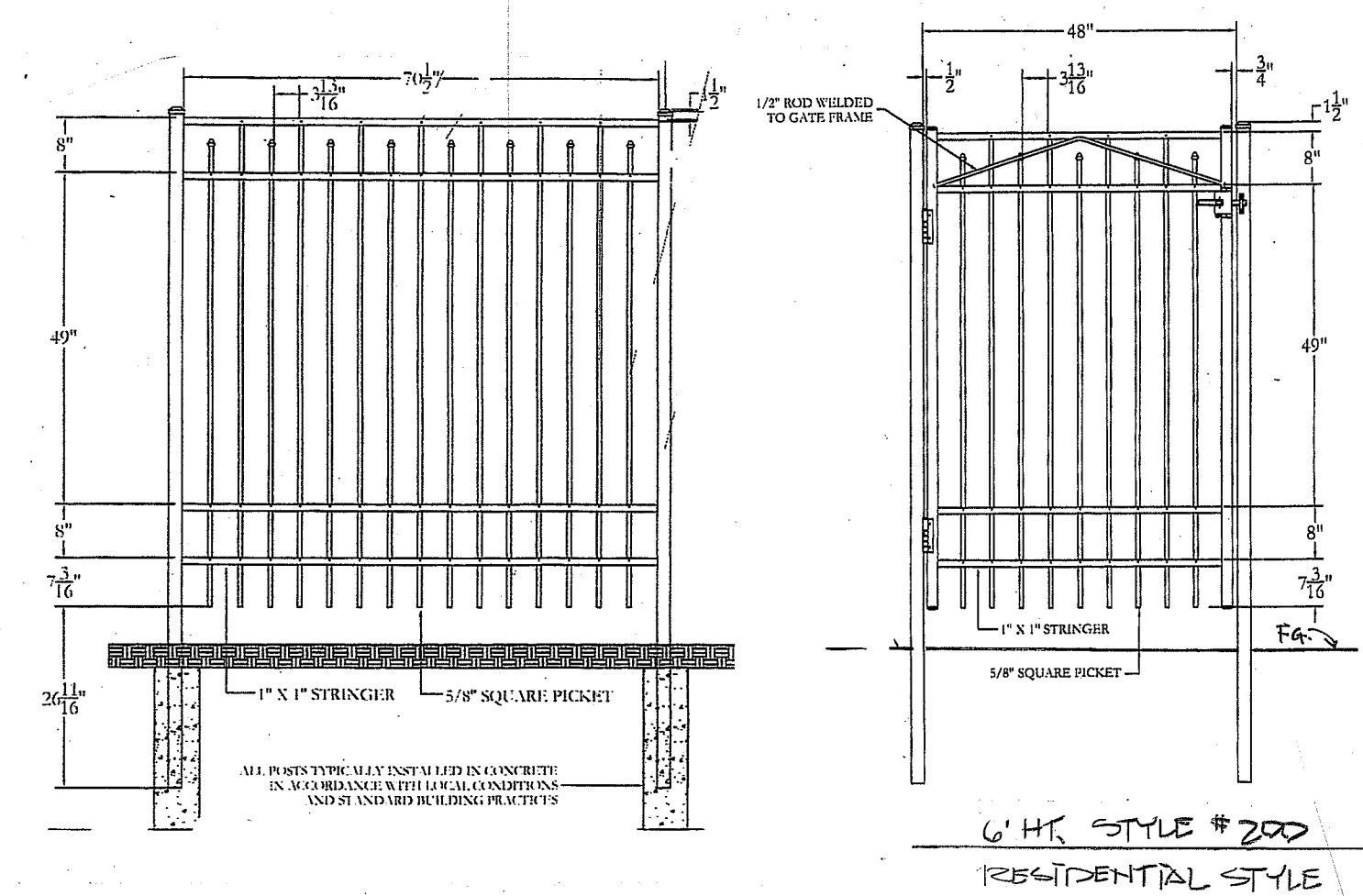
PLANT LIST

TREES, SHRUBS & VINES

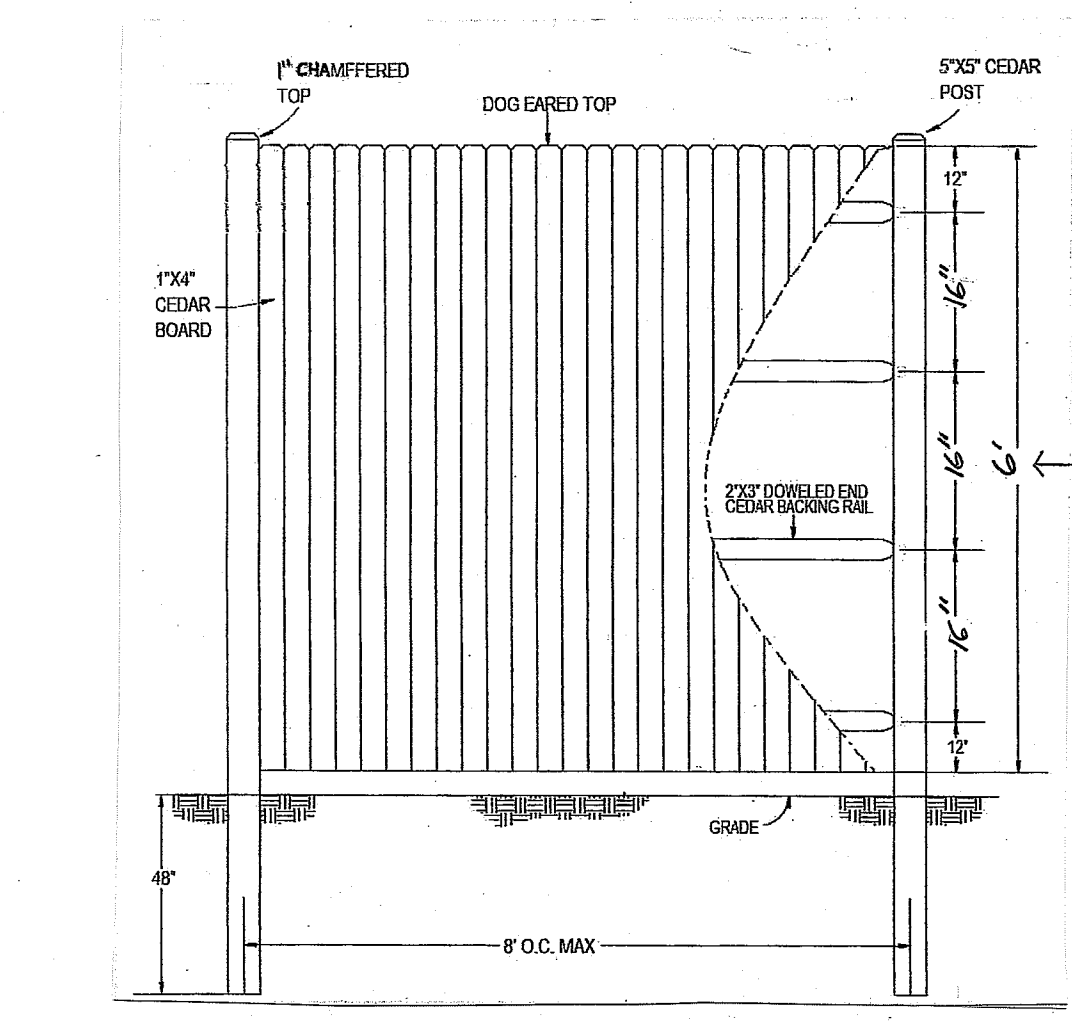
KEY	COMMON & BOTANICAL NAME	SIZE	ROOT	QTY	NOTES
B	COCKSPUR THORNLESS HAWTHORNE C. CRUZGALLI 'INERMIS'	1 1/2 Cal.	B&B	1	
C	AMERICAN HORNBEAM CARPINUS CAROLINIANA	1.75\" Cal	B&B	1	SINGLE STEM
D	SHASTA VIBURNUM V. Plicatum var. tomentosum 'SHASTA'	4-5' HT	B&B	3	3 CANES
E	CORNELIAN CHERRY C. MAS	4-5' HT.	B&B	1	3 TRUNK
F	'SUMMER SNOWFLAKE' VIBURNUM V. Plicatum var. tomentosum 'SUMMER SNOWFLAKE'	# 5	CONT	2	
G	VIRGINIA CREEPER Parthenocissus Quinquefolia		CONT	18	Vine

PERENNIALS


BB	DAYLILY VAR. HEMEROCALLIS		PTD	45	BLOOM IN JULY THRU SEPT
CC	ASTILBE ASTILBE X ARENDISIS 'WHITE GLORY'		PTD	18	
DD	WILD GINGER ASARUM EUROPEUM		CONT	70	@ 9\" oc



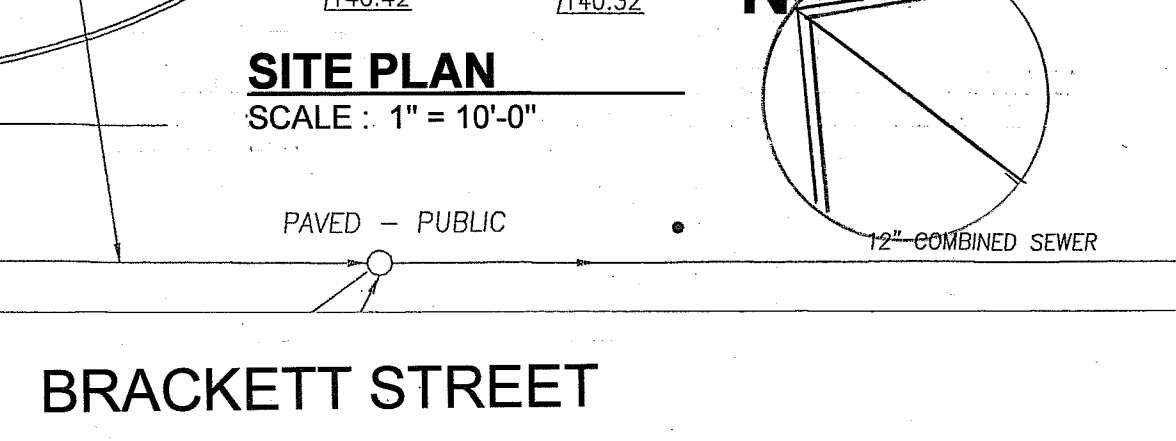
METAL FENCE & GATE DETAIL NTS





WOOD FENCE DETAIL [TYPE 'A']



WOOD LATTICE PANEL



SITE PLAN SCALE: 1" = 10'-0"



NOT FOR CONSTRUCTION

ONEJOY PLACE CONDOMINIUM
1 JOY PLACE, PORTLAND, MAINE

LANDSCAPE PLAN
L.1
REV. 9.13.17 PAX 1.10.18
REV. 8.7.17
REV. 8.26.17