Reviewed for Code Compliance
Inspections Division
Approved with Conditions

Date: 09/30/14

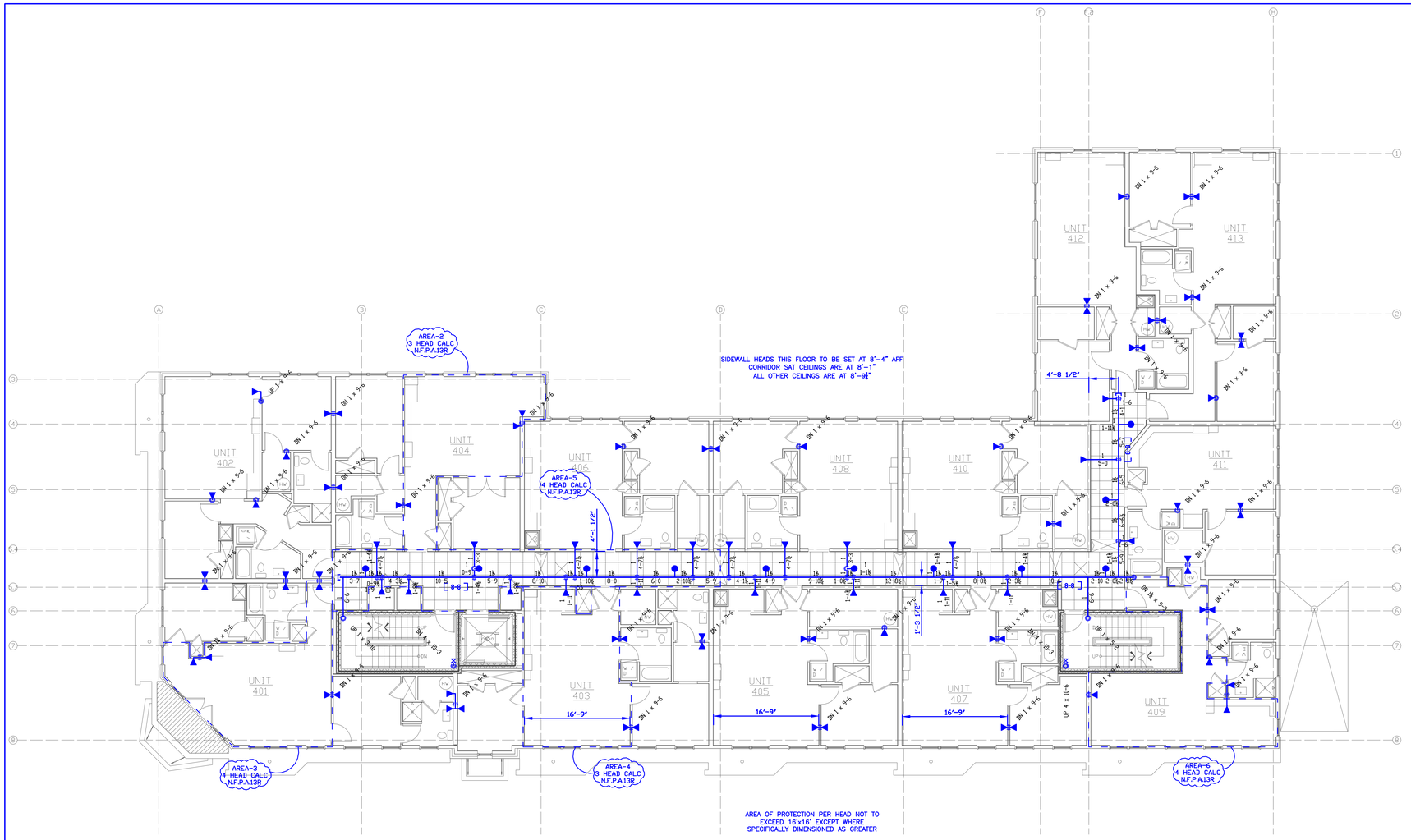

FOURTH LEVEL PLAN

FINISHED FLOOR ELEV = 175'-6"
SCALE: 1/8"=1'-0"

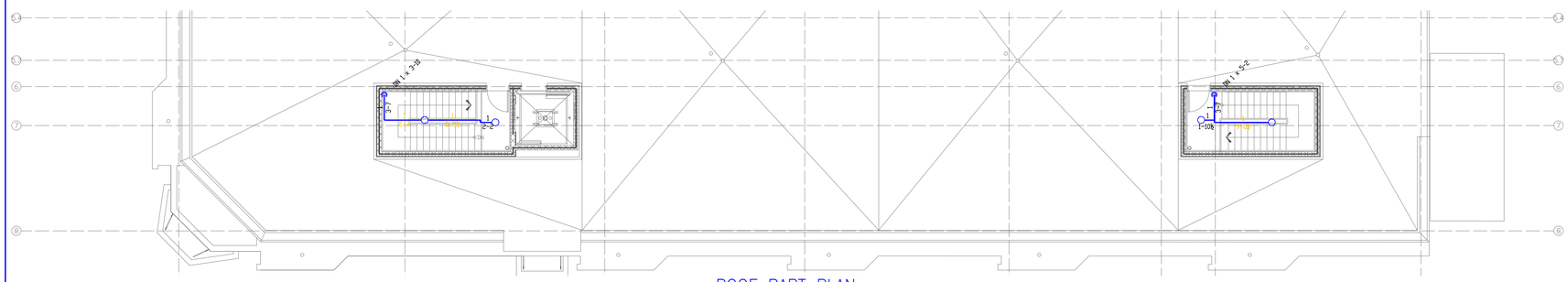

ROOF PART PLAN

FINISHED FLOOR ELEV = 186'-0"
SCALE: 1/8"=1'-0"

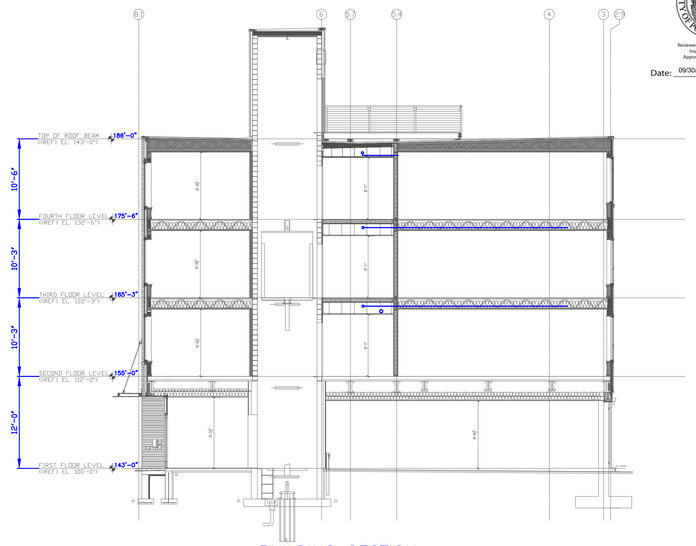

BUILDING SECTION

SCALE: 1/8"=1'-0"

WET SYSTEM

HYDRAULIC DATA NAMEPLATE

This Building is protected by a hydraulically designed Automatic Sprinkler System

Location AREA-2
No. of Sprinkler 3
Basis of design
1. Density .05 GPM/ft²
2. Design area of discharge 3 HEADS
System Demand
1. Water Flow Rate @ Base 54.09 GPM
2. Residual Pressure @ Base 48.878 PSI
Cushion: 5.01 PSI

MOST REMOTE AREA

WET SYSTEM

HYDRAULIC DATA NAMEPLATE

This Building is protected by a hydraulically designed Automatic Sprinkler System

Location AREA-3
No. of Sprinkler 4
Basis of design
1. Density .05 GPM/ft²
2. Design area of discharge 4 HEADS
System Demand
1. Water Flow Rate @ Base 66.54 GPM
2. Residual Pressure @ Base 47.046 PSI
Cushion: 6.79 PSI

NOT MOST REMOTE AREA

WET SYSTEM

HYDRAULIC DATA NAMEPLATE

This Building is protected by a hydraulically designed Automatic Sprinkler System

Location AREA-4
No. of Sprinkler 3
Basis of design
1. Density .05 GPM/ft²
2. Design area of discharge 3 HEADS
System Demand
1. Water Flow Rate @ Base 54.32 GPM
2. Residual Pressure @ Base 45.238 PSI
Cushion: 8.65 PSI

NOT MOST REMOTE AREA

WET SYSTEM

HYDRAULIC DATA NAMEPLATE

This Building is protected by a hydraulically designed Automatic Sprinkler System

Location AREA-5
No. of Sprinkler 4
Basis of design
1. Density .05 GPM/ft²
2. Design area of discharge 4 HEADS
System Demand
1. Water Flow Rate @ Base 70.00 GPM
2. Residual Pressure @ Base 44.819 PSI
Cushion: 9.00 PSI

NOT MOST REMOTE AREA

WET SYSTEM

HYDRAULIC DATA NAMEPLATE

This Building is protected by a hydraulically designed Automatic Sprinkler System

Location AREA-6
No. of Sprinkler 4
Basis of design
1. Density .05 GPM/ft²
2. Design area of discharge 4 HEADS
System Demand
1. Water Flow Rate @ Base 70.51 GPM
2. Residual Pressure @ Base 48.272 PSI
Cushion: 5.52 PSI

NOT MOST REMOTE AREA

GRAPHIC SCALE: 1/8"=1'-0"

0 1 2 3 4 5 10 15 20 25

NORTH

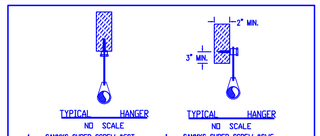

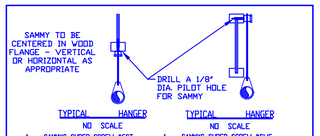

HANGERS

AS SHOWN

ABBREVIATIONS	
B	Bottom of Beam
D	Bottom of Deck
P	Bottom of Pipe
HV	Hose Valve
N. & C	Nipple and Cap
NIC	Not in Contract
NTS	Not to Scale
OBJ	Open Bar Joists
PRV	Pressure Red Valve
RM	Roof Manifold
SP	Standpipe
TOB	Top of Beam
TOP	Top of Pipe
TOS	Top of Steel
UON	Unless Otherwise Noted
CL	Centerline
NAS	No Automatic Sprinklers
OTA	Open to Above

CONTRACT RESPONSIBILITIES		
ITEM	FPC	OTHERS
STREET CONN		●
UGD MAIN		●
EXCAVATION		●
FLUSHING		●
WIRING		●
PAINTING		●
TAMPER SWITCHES	●	
FLOW SWITCHES	●	
STREET CONN		●

SPRINKLER HEAD LEGEND

SYMBOL	MAKE	MODEL	SIN	FINISH	TYPE	TEMP	NPT	ORIFICE	K-FACTOR	TOTAL
	RELIABLE	F1RES49	R3516	WHITE	RECESSED PENDENT	165 F	1/2"	7/16"	4.9	11
	RELIABLE	F1RES44	R3531	WHITE	HORIZONTAL SIDEWALL	155 F	1/2"	3/8"	4.4	93
	RELIABLE	F1FRS6	RA1425	WHITE	UPRIGHT	155 F	1/2"	1/2"	5.6	4
									TOTAL	104

SUBMITTALS		
SENT TO		
DATE SENT MM/DD/YY		DATE RECEIVED
I S D		
F M		
L M		
I R 1		
L A		
STATE FIRE		
LOCAL FIRE		
LOCAL WATER		
G. C.		
	●	

LICENSE# 093 PERMIT #
R.M.S.# 442 XXXX

SPRINKLER SYSTEMS INC.

P.O. BOX 1285
LEWISTON MAINE
04243-1285

WEST END PLACE

44 PINE STREET
PORTLAND, MAINE

FOURTH & FIFTH LEVEL-FLOOR PLANS

CONTRACT WITH ALLIED-COOK CONSTRUCTION

SYSTEM TYPE	
WET	☐
DRY	☐
DELUGE	☐
PREACTION	☐
ME. LIFE	☐
	●

REVISIONS		
NO.	DATE	DESCRIPTION

SCALE 1/8"=1'-0"
DRAWN BY ARS
CHECKED BY CDS - NICET III #78833
DATE 29 MAY 2014
TOTAL SPKRS ON JOB 427
SHEET# FP-4 4 OF 4
JOB# 13-058