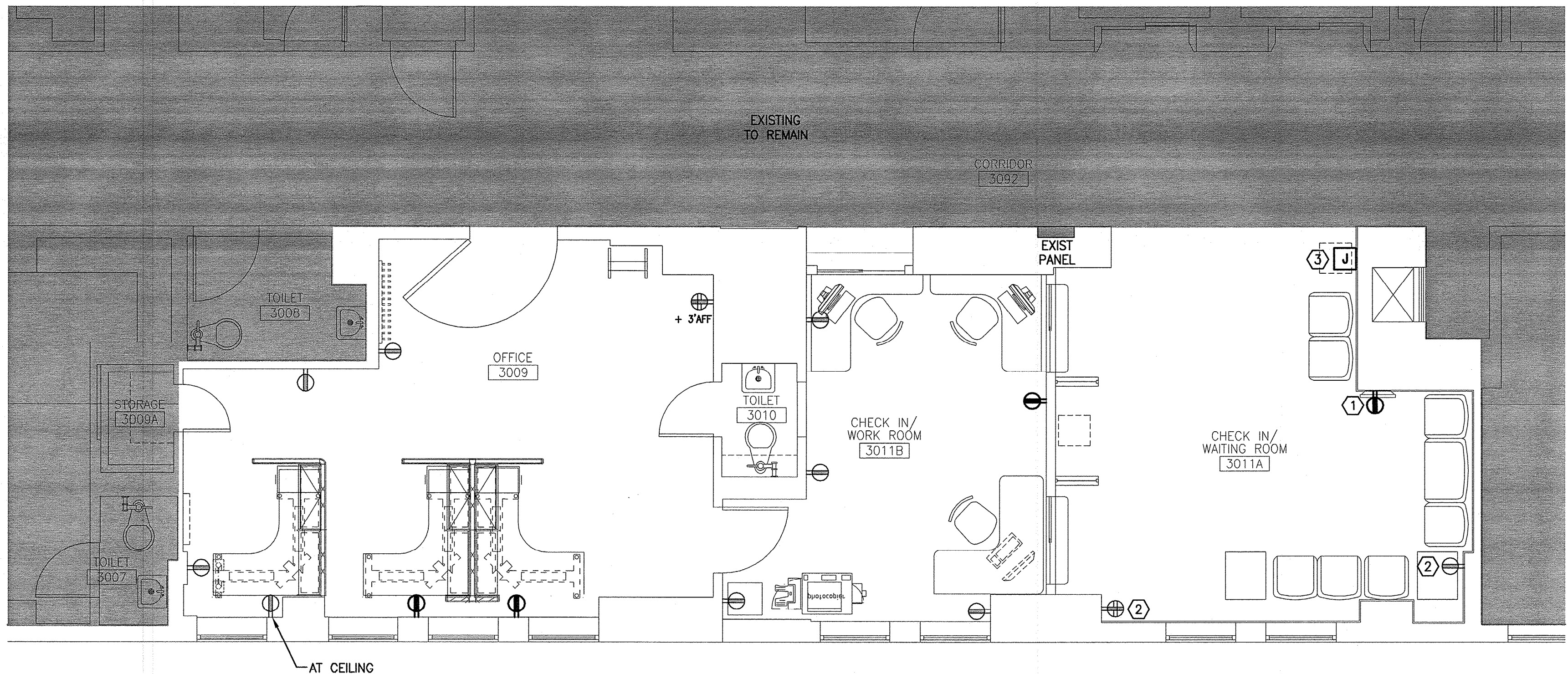


**F1 SYSTEMS PLAN**

1/4"=1'-0"



**A1 POWER PLAN**

1/4"=1'-0"

**NOTES:**


- SEE SHEET E-001 FOR LEGEND AND GENERAL NOTES.
- RECEPTACLE AND WATER COOLER CIRCUITS WILL BE ASSIGNED BY THE OWNER. THE WATER COOLER REQUIRES EITHER A GFCI BRANCH CIRCUIT OR A GFCI RECEPTACLE.

**KEYED NOTES:**

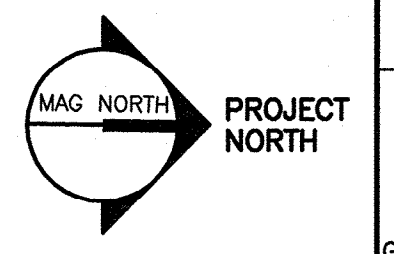
- COORDINATE DEVICE HEIGHT WITH MONITOR LOCATION.
- CHANGE RECEPTACLE TO TAMPER RESISTANT.
- PROVIDE CONNECTION TO WATER COOLER. LOCATION TO BE CONFIRMED WITH OWNER.

144 Fox Street P.O. Box 818  
Portland, Maine 04104  
tel. (207) 772-3946  
fax. (207) 772-1070  
www.smrtinc.com

ARCHITECTURE  
ENGINEERING  
PLANNING  
INTERIORS  
ENERGY



PROJECT NORTH:



**MERCY HOSPITAL  
3S PULMONARY RENOVATIONS**  
STATE STREET - PORTLAND, MAINE

**ISSUED FOR CONSTRUCTION  
9-29-14**

CURRENT ISSUE STATUS:

REV	DESCRIPTION	DATE
0	ISSUED FOR CONSTRUCTION	9-29-14

GRAPHIC SCALE:  
0" 1"

SCALE: 1/4"=1'-0"  
PROJECT MANAGER: KD  
JC/DRAWN BY: MDR / CDS  
AVE OF RECORD: JPP  
PROJECT NO: 14087  
SMRT FILE: E-102-14087  
DATE: 9-29-14

SHEET TITLE:  
**POWER AND  
SYSTEMS PLANS**

SHEET No.  
**E-102**

©COPYRIGHT 2014 SMRT INC